

MINISTRY OF EDUCATION AND SPORTS

TEACHERS' RESOURCE BOOK

(ENGLISH)

FOR P3

NATIONAL CURRICULUM DEVELOPMENT CENTRE

April 2008

NATIONAL CURRICULUM DEVELOPMENT CENTRE (NCDC), KAMPALA
UGANDA

Copyright © NCDC. 2008

P.O. BOX 7002,

KAMPALA – UGANDA

URL: www.ncdc.go.ug

All rights reserved. No part of this publication should be reproduced, stored in a retrieval system or transmitted in any form by any means, electronic, mechanical, photocopying, recording or otherwise without the permission of the publisher. No patent liability is assumed with respect to the use of the information contained herein.

ISBN 978-9970-117-05-5 (Paperback edition)

Published by National Curriculum Development Centre

Cover Designed by NCDC - Kyambogo

ACKNOWLEDGEMENT

The National Curriculum Development Centre (NCDC) gratefully acknowledges the efforts, commitment and contributions of the different Resource Book panels who worked tirelessly on the preparations and production of the Teacher Resource Books.

NCDC would also like to recognise the invaluable advice offered by the District Language Boards during the process of the development of the Teacher Resource Books.

Special thanks go to the Permanent Secretary, Ministry of Education and Sports for ensuring the timely release of the funds to support the development of this document.

There is no doubt that the successful completion of this Curriculum could not have been realized without the cooperation and willingness of all the different institutions:

- ◆ The Management of the Teacher's Colleges and Primary Schools for having permitted their members of staff for longer periods of absence from duty during the writing sessions.
- ◆ The Management of the Primary Schools that allowed NCDC to use their schools for piloting the drafts of the Teacher Resource Books for the purpose of coming up with a quality book.
- ◆ The District Education Officers in the trail districts for the support supervision and encouragement to the teachers during the pilot phase.

Last but not least, thanks to all those behind the scenes – groups of people, organizations and individuals who formed part of the team that worked so hard on the preparation and production of this document.



Connie Kateeba
DIRECTOR, NATIONAL CURRICULUM DEVELOPMENT CENTRE - NCDC

FOREWORD

(To the Teachers' Resource Books – in different languages)

This Teacher's Resource Book is designed for Primary Three teachers to conduct lessons in the local language of instruction. It demystifies technical terms relating to lesson preparation and delivery such as assessment in learning competencies. It also presents translations of the concepts specified in the curriculum to experiences relevant to the learner in Primary Three.

The teachers should note that the Resource Book picks up the learning actions identified in the Primary Three Thematic Curriculum and the Teacher's Guide, and converts them into simple teacher and class drills done using the local language as the verbal medium of communication. The teacher is expected to take advantage of the learner's use of the local language to encourage learners' full participation in all the learning activities. The learners should be given the opportunity to site other examples in addition to those captured in the Resource Book in order to enrich the examples given. In the same way, teachers could develop supplementary resources to this book using the learners' contributions.

The Teacher's Resource Book provides a variety of challenges that make learning an engaging and enjoyable experience for children. The activities included are riddles, songs, drama, games, proverbs and stories which the teacher is required to use creatively to keep the class lively and make learning enjoyable to the learners.

This is therefore to recommend this Teacher's Resource Book in the local language for use in all primary schools where applicable.



Connie Kateeba
Director, NCDC

CONTENTS

PAGE

TEACHERS' RESOURCE BOOK.....	1
ACKNOWLEDGEMENT	3
FOREWORD	4
CONTENTS.....	5
PART A	6
INTRODUCTION TO THE TEACHER'S RESOURCE BOOK (TRB).....	6
PART B	8
DEFINITION OF TERMS	8
◆ Concept words:.....	8
◆ Sight words:.....	8
◆ Grammar Focus:	8
◆ Meta language:.....	8
◆ Problematic areas	8
PART C: ITEMS IN THE TRB	21
THEME 1: OUR SUB-COUNTY/DIVISION.....	21
THEME 2: LIVELIHOOD IN OUR SUB-COUNTY/DIVISION	27
THEME 3: OUR ENVIRONMENT	35
THEME 4: OUR ENVIRONMENT AND WEATHER	39
THEME 5: LIVING THINGS: ANIMALS	43
THEME 6: LIVING THINGS: PLANTS	50
THEME 7: MANAGING OUR RESOURCES	56
THEME 8: KEEPING PEACE IN OUR SUB-COUNTY/DIVISION.....	61
THEME 9: CULTURE AND GENDER	70
THEME 10: OUR HEALTH	74
THEME 12: ENERGY	93
MUSIC: THEME 2 TO 9.....	97
CHRISTIAN RELIGIOUS EDUCATION.....	102
PHYSICAL EDUCATION.....	111

PART A

INTRODUCTION TO THE TEACHER'S RESOURCE BOOK (TRB)

What is a Teacher's Resource Book?

It is a teacher's bank of suitable and relevant items that can facilitate the teaching/ learning process.

Rationale

This Teacher's Resource Book provides the teacher with a variety of items such as, songs, rhymes, games, stories, tongue twisters, lullabies, situational games, riddles, proverbs and poems. These help the teacher consolidate the vocabulary and structures learnt under a particular theme.

These items are designed to make the lessons more interesting and participatory.

The items given are just a sample to help teachers create similar ideas depending on the environment and the situation where they are. This will make the teaching/learning process more meaningful.

Objectives

1. To revitalise the use of songs, rhymes, charts, games, tongue twisters, stories, situational games, proverbs, poems and riddles.
2. To promote and preserve Uganda's different culture.
3. To help the teacher enrich his/her method of teaching so as to make the teaching/learning process more interesting and meaningful.

HOW TO USE THE TRB

1. This resource should be used in consultation with the Curriculum and the Teacher's Guide to the curriculum.
2. In the Teacher's Guide under the lesson plan guidelines, these items are made mention of. The teacher is expected to use the given items during the days where they appear.
3. The teacher is expected to go through the items before the lesson.
4. The teacher is expected to write the item on the board for the class. The item written should be read aloud by the teacher, the whole class, in groups and finally by the individual learners.

NB:

- It should be noted that the teacher is free to use his/her own collection too.
- The learners are also a resource and the teacher may encourage them to write their own items which may be used in the classroom.
- The items are not meant to overshadow the lesson but rather to facilitate what has been learnt.
- The teacher should ensure that all the learners participate during learning.

ITEMS IN THE TRB

Organization of items in this TRB is according to themes. These items are categorized as presented below;

SONGS

Items in this section are to promote listening skills, appreciation, creativity, enjoyment and active participation of learners in the instructional process.

The provided songs are selected according to different types namely;

- (i) work songs
- (ii) ceremonial songs
- (iii) war songs
- (iv) songs about creatures
- (v) praise and worship songs
- (vi) lullabies

STORIES

Stories are intended to develop a number of skills, the major ones being listening, speaking, imagination, creativity and appreciation. Stories in this TRB have been selected using the vocabulary and structures in a given sub-theme. Legends, myths, folk tales and parables may be used when teaching. As a teacher, you are encouraged to compose stories which can help you to teach different learning areas as you design different concepts and competencies.

GAMES

Games in this TRB are intended to support the teacher's methodology and facilitate the teaching/learning process.

Besides the development of concepts and competencies, games are enjoyable and motivating to both the teacher and learners.

The teacher should formulate and use a particular game depending on the selected content and situation in which he/she is teaching the children.

RHYMES

Rhymes are intended to facilitate easy grasping of concepts, enjoyment, confidence building and development of speech organ, intonation, articulation, stress and consolidation of learnt language.

TONGUE-TWISTERS

Tongue twisters are characterized by repetition of certain sounds and words or phrases with emphasis on pronunciation, stress, intonation, speed and speech. They are also intended to help the learners identify the difference between similar and confusing letter sounds.

The tongue twisters selected are simple enough and short to suit the level and ability of the child. For a start they should be said slowly, several times but with time, the speed at which the tongue twister is said should be increased. Tongue twisters help develop speech skills and help in speech therapy.

PROVERBS

Proverbs are wise sayings with hidden meanings that promote critical thinking, interpretation, cultural norms and values. They are intended to stimulate the children's thinking, creativity and act as guiding principles in different life situations. As a teacher you are encouraged to make adequate research from the locality within which the school is so as to compile proverbs that are appropriate for the class.

RIDDLES

A riddle is a question that is difficult to understand and it always has a surprising answer. In this TRB riddles are intended to stimulate imagination, creativity, critical thinking and logical reasoning among the learners. Some riddles have been provided in this TRB. However, as a teacher you are encouraged to formulate more relevant and meaningful riddles together with your learners.

PART B

DEFINITION OF TERMS

- ◆ **Concept words:**
These are words used by the teacher to put forward information to the learners.
- ◆ **Sight words:**
These are common words used in the classroom.
- ◆ **Grammar focus:**
These are the structures used with the vocabulary to form sentences.
- ◆ **Meta language:**
These are words used by the teacher. E.g.
 - Scheme of work
 - Lesson plan format
- ◆ **Problematic areas**
These are words which have more than one meaning but same spelling in some local languages. There are also English words which do not have equivalences in the local language as a result, we tend to define them.

Theme 1: Our Sub-county/Division

Concept words

Difference
Position
Location/locate
Descriptive sentences
Cactus crops
Wet lands
Row planting

Sight words

Field trips
Construct(ing)
Land marks
Distinguish(ing)
Stanza/verse
Compass
Fuel
Ash
Charcoal
Slasher

N.B: Refer to the English dictionary for any word listed above whose meaning you may not be sure of.

Grammar Focus

Structures

Where is the (book)?
The ... (book) is on/in the

Where was the (book)?
The Was in the (cupboard)

Where were the...(books)
The were in the (cupboard)

Was the on/ behind the (door)
Yes, it was
No, it was not.

Theme 2: Livelihood in our sub-county/Division

Concept words;	Manipulation
Livelihood	Property
Common activities	Challenges
Practicals	Trade
Ingredient	Solutions
Cookery	Raw materials
Jobs	Poverty
Routine	Corruption
Mime	Inadequate
Literate	Implement
Experiment	Sensitise
Sensitise	Hotel services

Sight words;	
Fish	Tailoring
Keeping animals	Weaving
Growing crops	Knitting
Mining	Brewing
Teaching	Modelling
Carpentry	Bricks

Grammar Focus

I/they/we can..... (weave) a mat but I/they/we cannot (sew) a dress
We cannot (sew) a dress
What is/are (chair) made of?
Who makes (chairs)?
This is the (boy) who was taken to the (police station)
Why do we need (clinic)?
When do you go to (police post)?

Theme 3: Our Environment

Concept words	
Composition	Experiment
Dead plants	Air occupies space
Particles	Natural
Brick making	Managing changes
Construction	Famine
Art work	Destruction

Poverty
Misery
Epidemic
Migration
Displacement
Human activities
Preserving
Melody
Leaps
Notes

Collage
Questionnaire
Collecting information
Tuning
Ornaments
Wild seeds
Costumes
Bracelets
Sofas

Sight words

Over grazing
Waste disposal
Tree felling
Bush burning
Poor farming methods
Possible ways
Afforestation
Swamps
Avoid burning
Crop rotation
Applying proper farming practices
Terracing
Mulching
Irrigation
Covering gullies
Directly
Unprotected

Throwing
Don't rot
Plastics
Crops
Plants
Diseases
Building roads
Measuring
Length
Kilometer
Metre
Xylophone
Thumb piano
Book marks
Wall mats
Door mats

N.B: Refer to English dictionary for any word listed above whose meaning you may not be sure of.

Grammar Focus

What is ... (day, sand) used for?
It is used for

There is no soil on the.... (rock, stone)

Water flows through the.... (biggest, smallest, largest) rock

A stone is ..(smaller than) a (rock)

Did it(rain, blow). Yesterday, on/day of the week. No it did not.

Why ... (were, was) there ... (floods, famine)?

There(were, was) (floods, famine) because of (heavy, much sunshine/drought, floods)

Why ... (were, was) there many cars (on, at) the bridge?

There ... (were, was) many cars because of the (floods, accidents)

Theme 4: Our Environment and Weather

Concept words;

Air

Concept of air

Properties of air
Importance of air
Water cycle
Temperature
Monitoring
Maintenance
Source

Recognizing
Predicting
Harvesting water
Recycling materials
Anthem
Orchestra
Weather chart

Sight words

Clouds
Rain
Wind
Warm
Heat
Hot
Cold
Tap

Well
Spring
River
Lake
Bicycle tyres
Bottle tops
Straws
Trumpet

NB: Refer to the English dictionary for any word listed above whose meaning you may not be sure of.

Grammar Focus

Past tense

When did the tree (break, fall)?
Did the tree (break, fall) on (days of the week)?
Why did the tree (break, fall)?
Soil was (washed, blown) away by (wind, rain).

Present continuous

Why is John/Moses wearing a sweater?
John/Moses is wearing a sweater because it is (cold)
Why is Monica/Ali inside the house?
Monica/Ali is inside the house because it is (cold, hot) outside.

Theme 5: Living things: Animals

Concept words

Classes of animals

In air
In water
On land
Characteristics
Living things
Fur legs
Habitant
Threading
Creative dance
Animal sounds
National emblem
Lay eggs

Have feathers
Move in groups
Have wings
Cumulative property
Recording observations
Matching characteristics
Common birds
Non medium
Re-arranging sentences
Matching sequences
Treat
Traditional dance
Improvised colours

Protecting
Symptoms

Bar chart
Litter

Sight words

Insects
Animals
Birds
Fish
Bats
Breath
Reproduce
Die
Domestic
Wild
Hooves
Hides and Skins
Pig sty/pen

Kraal
Dog – den/kennel
Turkey
Kite
Marabou stocks
Pigeons
Craw
Caterpillars
Cob-webs
Locusts
Nests
Bee-hives
Ant hills

NB: Refer to the English dictionary for any word listed above whose meaning you may not be sure of.

Grammar Focus Structures

Do/can all (animals/birds/insects) run/fly?
No. Some of them do not/cannot (run/fly).

Question tags

Did the cow eat the ... (meat, stone)?
No, it did not eat.... it ate ... (grass).

Plurals

Are these/those(stones/bottles)?
Yes, they are ...

Everyday tense

What do you do every day?
I/we (clean/sweep/wash).

Theme 6: Living Things: Plants

Concept words

Plant habitant
Types of solids
Flowering plants
Selection of seeds
Row planting
Transplanting
Practical work
Dry rocky places
Crop growing practices

Seed germination

Sight words

Roots
Stems
Flowers

Seeds
Broadcasting
Sisal
Yams
Cactus
Plough

Mulch
Prune (v)
Spray
Harvest
Thinning
Weed

NB: Refer to the English dictionary for any word listed above whose meaning you may not be sure of.

Grammar Focus

Structures

(Maize, Yams) is/are planted in the (wetland, garden).

(Maize, Sisal) was/were planted in the (loam, clay, sand) soils.

Who planted ... (flower, sisal, maize) in the (garden, swamp)?

He/she/they planted (flowers, maize) in the (swamp, garden).

Jane/Eric planted ... (flowers, maize) in the (garden, swamp).

Theme 7: Managing Our Resources

Concept words

Manage
Basic
Resources
Saving
Metallic
Distribute
Currency
Prioritising
Projects
Concepts
Planning

Sight words

Firewood
Bank
Waste
Choice
Price
Cheap
Expensive
Cost
Cash crop
Pan cakes
List

NB: Refer to the English dictionary for any word listed above whose meaning you may not be sure of.

Grammar Focus

Was she/he given enough ... (time)?

How many/much ... (firewood)?

What are you going to ... (buy/sell)?

What did you/we/they ... (buy/sell)?

It's better to ... (grow/plant) ... (beans)

Theme 8: Keeping Peace in Our Sub-county/Division

Concept words

Living harmoniously
Participating
Child rights
Needs

Holistic development
Light work
Supporting
Special need

Efforts in promoting
Children's welfare
Staying with
Discipline
Time management
Child's health
Growth and development
Denominator
Major scale
Taboos

Supportive stones
Randomly
Composing
Phrases
Round song
Disabilities
Identify
Hammering
Tying
Gluing

Sight words

Blindness
Deafness
Descending
Ascending
Speech problems
Freedom of speech
Health services

Shelter
Language
Clothing
Respect parents
Envelop
Plasticine
Paper mends

NB: Refer to the English dictionary for any word listed above whose meaning you may not be sure of.

Grammar Focus

May I ... (work/play/share/dance/sing) with you please?

Yes, you may.

No, you may not.

You should never ... (beat/abuse/push) your ... (friend/neighbour).

You/we/they should always(work/share/play) with ... (friends/others).

You/we should always greet your/our ... (friends/teachers).

May I borrow your ... (pen/book/ruler) please?

Yes, you may.

No, you may not.

Lend me your ... (pen/pencil/rubber) please?

Here it is.

No, please.

I/we/they can use a ... (hoe/panga/slasher) to ... (clean) the compound.

He/she/they used a ... (broom/brush/knife) to ... (sweep, clean).

Theme 9: Culture and Gender

Concept words

Ethnic groups
Tribes
Language
Dressing codes
Gender
Division(n)
Marriage
Circumcision

Female genital mutilation
Norms
Taboos
Totems
Rearing
Music, Dance and Drama
Documenting
Initiation
Enthronement
Installation
Funerals
Medical plants
Cannibalism
Witch craft
Primary colours

Sight words

Imam
Reverends
Nuns
Sorry
Thief
Annoyed
Knitting
Knitting stitching
Granaries
Marinate puppets

NB: Refer to the English dictionary for any word listed above whose meaning you may not be sure of.

Structures

Why was she/he (laughing/crying/sad)?

She/he was ... (laughing/crying/sad) because she/he was ... (sick, happy)

What was she/he (wearing)?

She/he was wearing (kanzu/gomasi)

Do you like (Mangoes/oranges)?

Yes, I do

No, I don't

What language was/were ... she/he/they speaking?

She/he/they/was/were speaking (Luganda, English, Lusoga).

Theme 10: Our Health

Separate
Ignorance
Rape
Disability
Neglect
Exploit
Retarded
Stranger(s)
Medicine

Divorce
Lame
Blind
Dark
Worry
Comprehension
Composition
4Fs
Faeces
Flies
Fingers
Food
Apron
Handkerchief
Toothpaste
Sponge
Towel
Slippers
Cover
Coat
Latrine
Clap
Stretch

Structures

- The clouds are warning that it might rain
- There are too many ---- (mosquitoes)
- If you don't (bathe) you will get lice
- There was too much rain and many mosquitoes
- When you ---- (wash hands) you don't fall sick
- If you don't ---- (smoke the toilet) you will fall sick

"Always"

Always go for blood tests

"Shouldn't"

You should not share sharp objects.

"But"

It is good to care for Aids patients but you should wear gloves

Theme 11: Basic Technology

Concept words;

Natural
Artificial
Texture
Technology
Processing
Floating
Sinking

Base
Height
Perimeter
Area
Size
Heavy
Light
Vegetables
Pumpkins
Mushrooms
School boy
School girl
Security
Chiefs
Teach
Property
Medical care
Misunderstanding
Drunkenness
Descending

Theme 12: Energy

Natural source
Artificial sources
Energy saving
Electric shocks
Destruction
Danger of energy
Wind breakers
Capacity
Weight
Technology
Matching
Scenarios
Refrigeration
Appliances
Proper use of energy
Social service
Business(n)
Health care
Water supply
Telephone(n)
Telephone(vi)
Healthy community
Producing services
Law
Education
Inadequate transport
Communication skills
Primary health care(PHC)
By-laws
Sensitisation

Saving
Spending
Standard of living
Wooden box
Piggy bank
Budgeting
Algebra
Earn a living
Substitution table

Moon
Star
Wind
Grow worm
Lamp(n)
Torch
Generator
Candle
Stove(s)
Bulb(s)
Switch
Shock(n)
Shock(v)
Nail
Socket(s)
Electric wire (s)

Structures

1. Revise the existing structures in Themes 1 – 11 with emphasis on past and present tenses.
2. Revise the existing structures in Themes 1 – 2 with emphasis on future tenses and comparisons.

Sight words

Palm leaves
Banana fibres
Wires
Plantation
Sisal
Salad (s)
Juice
Flat (n)

NB: Refer to the English dictionary for any word listed above whose meaning you may not be sure of.

Grammar Focus

We can use ... (banana fibres) to make ... But they are not strong.
..... (Wires) can be used to make a ... (toy car) but not ... (leaves).
We could carry but it is (heavy).
We can make(pots, ropes) using (clay/sisal).

We make using ...
If I get ... I can make...

Sight words C.R.E

TERM I:

Temple:

Clan (Relatives)

Term II:

Elders:

Promise (v+)

Gifts:

Meals:

Offering (n):

Praising (n):

Service:

Term III:

Wrong doing:

Cheating:

Engage:

Related:

Celebrate

Christmas cards:

Manger:

Costumes:

Wise men:

Shepherds:

Virgin Mary

Meta language

Making choice

Belong(ing)

Team work

Faithfulness

P.E. Sight words

Strike(ing):

Skip(ing):

Stretch:

Get of:

Hoping:

Swing (vi):

Cycling:

Curve (v):

Knees:

Short steps:

Long steps

Fast

Slow

High(adj)

Low:

Tip toe:

Responding to instructions

a) Life skills

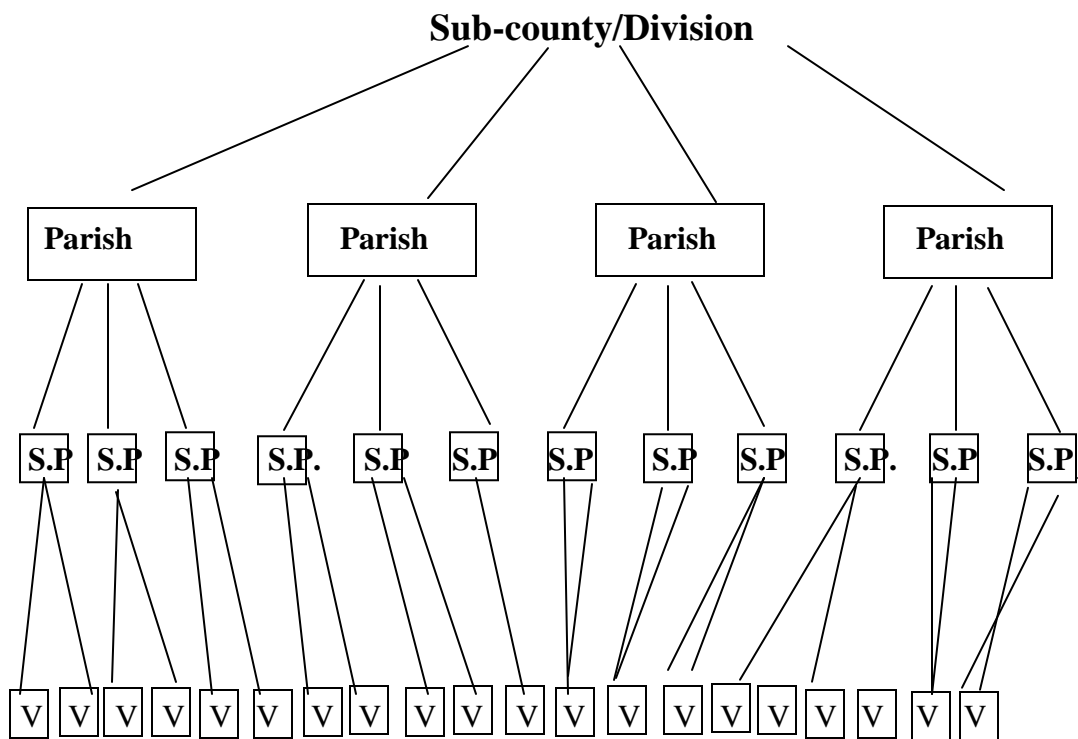
- Effective communication
- Interpersonal relationship
- Problem solving
- Critical thinking
- Creative thinking
- Friendship formation
- Mobility and orientation
- Tactile
- Self awareness
- Empathy
- Self esteem
- Decision making
- Assertiveness
- Non-violent conflict resolutions
- Peer resistance
- Negotiation
- Coping with stress
- Coping with emotions

b) Values

- Cooperation
- Sharing
- Togetherness
- Appreciation
- Creativity
- Care and concern
- Protection
- Respect
- Tolerance
- Leadership
- Responsibility
- Endurance
- Love
- Unity
- Self reliance
- Questioning
- Healthy living
- Interdependence
- Effective communication
- Obedience
- Respect for self and others
- Responsibility behaviour
- Sharing experience
- Sequencing sentences
- Consciousness
- Management
- Social development
- Mental language
- Courage
- Orderliness
- Personal hobbies
- Experience
- Personality development
- Acquisition
- Skills
- Participation
- Nationalism
- Patriotism
- Mental development
- Social development
- Experience
- Trustworthy
- Loyalty
- Bravely
- Willingness
- Stamina
- Perseverance
- Dedication
- Determination
- Trust
- Hope
- Humility
- Kindness
- Belief
- Forgiveness
- Discourage
- Disobedient
- Co-ordinate
- Commitment
- Humanity

PART C: ITEMS IN THE TRB

THEME 1: OUR SUB-COUNTY/DIVISION



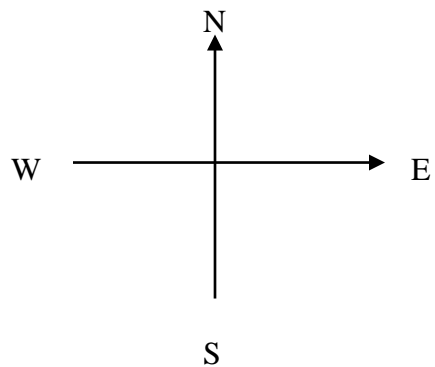
Key:

S.P. Sub-parish

V: Village

From village, we get a family.

Compass directions



N = North
S = South
W = West
E = East

Item: Reading Sentences

- ◆ Compass directions represent the compass instrument which shows four major directions, (N) North, (E) East, (S) South, (W) West.
- ◆ A map is something seen from above.
- ◆ Our sub-county is very big.
- ◆ We have rivers, mountains, forests in our sub-county.

Item: Dialogue

Madina: Hullo, Fatumah, what is the name of your Sub-county?

Fatumah: It is called Muyembe Sub-county.

Hanifa: Hey, Fatumah, in which County do we find it?

Fatuma: It is found in Bulambuli county.

Madina: What games do you play in your Sub-county?

Fatumah: We play many games like; netball and football

Hanifa: Fatumah, can you play net ball?

Fatumah: Oh, yes I can.

Item: Rhyme

Oh, Oh, Oh, Oh!
North East South West
All are compass directions
We run to the East
And back to the West
We run to the North
And back to the South
Oh, oh, oh!

Item: Song

Up the mountain
Down the valley
On the hills
And on the sea
The Lord is my shepherd
In the land of the living
The Lord is good, forever more
Ayiya yiya yiya X 2.....

Item: Song

Jack and Jill
Went up the hill
To fetch a pail of water,
Jack fell down
And broke his leg
And Jill came rolling after

Item: Rhyme

Who made the big mountains?
Big mountains, big mountains
Who made the big mountains
Who made the rivers and the lakes?
Who made the hills and the valleys?

God made the mountains
God made the hills
God made the big mountains
God made the rivers and lakes
God made the valleys
God made them all.

Item: Poem

Environment Environment
Tell us about the environment
Mountains, rivers and lakes
People, fish and food
There is the soil; clay, murrum, loam and sand soil
Farmers grow crops on the soil,
Soil in valleys, soil on hills
Flowers for beauty, trees for shelter
Stones, sand and water for building!
Oh what a rich environment

Item: Story Sum

Juliana had 700 cows. Mulondo gave her 540 cows. How many cows did she get altogether?
Okonko caught 685 fish and 425 got rotten. How many fish did he remain with?

Item: Poem

Sharp cry in our sub-county!
AIDS AIDS AIDS
AIDS the killer
Crying in the North
Crying in the South
Crying in the West
Crying in the East
Oh Aids the killer!
Come out all you people!
Fight the killer AIDS

People from the North
People from the South
Fight AIDS
People from the West
People from the East
Fight AIDS

People from the Crowd

Stand out and fight

AIDS AIDS AIDS

Together we shall kick AIDS out of our sub-county.

Item: National Anthem

Stanza 1

Oh, Uganda may God uphold thee,
We lay our future in thy hands
United free for liberty
Together we'll always stand.

Stanza 2

Oh Uganda the land of freedom
Our love and labour we give
And with neighbours all at our country's call
In peace and friendship we live.

Stanza 3

Oh Uganda the land that feeds us,
By sun and fertile soil grown,
For our own dear land
We shall always stand
The pearl of Africa's crown.
(The teachers sing the first Stanza)

Item: Dialogue

Grandmother: My dear children where are you?
Children: Yes grandmother! Here we are.
Grandmother: Come here. Sit next to me and talk to me.
Child I: Thank God! No more boredom.
Child II: I want to hear about our culture.
Grandmother: What exactly do you want to know?
Child II: Grandmother, why do you have a big gap between your teeth?
Child III: Did you fall and break your teeth?
Grandmother: In our culture, it was important to remove some teeth.
Child I: Why Grandmother?
Grandmother: To show that I am a member of my clan.
Child I: For me I cannot!
Grand Mother: You don't have to. Now days we no longer remove the teeth .
Child II: Okay, I will tell other children at school about our culture.
Child III: Thank you Grandmother. Tomorrow you should tell us more.

Item: Song

We tomorrow, (tomorrow X 2)
We are the teachers of our sub-county X 2
Sing twala la la la la X 2
Sing twa! Sing twa! Sing twa!

We tomorrow, (tomorrow X 2)
We are the parish leaders of our sub-county X 2
Sing twala la la la la X 2
Sing twa! Sing twa! Sing twa!

We tomorrow, (tomorrow X 2)
We are the police officers of our sub-county X 2
Sing twala la la la la X 2
Sing twa! Sing twa! Sing twa!

We tomorrow, (tomorrow X 2)
We are the preachers of our sub-county X 2
Sing twala la la la la X 2
Sing twa! Sing twa! Sing twa!

We tomorrow, (tomorrow X 2)
We are the army of our Sub-county X 2
Sing twala la la la la X 2
Sing twa! Sing twa! Sing twa!

We tomorrow, (tomorrow X 2)
We are the secretaries of our Sub-county X 2
Sing twala la la la la X 2
Sing twa! Sing twa! Sing twa!

We tomorrow, (tomorrow X 2)
We are the chairpersons.....

We tomorrow, (tomorrow X 2)
We are the parents.....

We tomorrow, (tomorrow X 2)
We are the friends.....

We tomorrow, (tomorrow X 2)
We are the children

(Children sing in pairs, in three's while dancing and clapping around).

Item: Dialogue

Mr. Nambafu: Hullo Mr. Napokooli; why are you not at the sub-county meeting?

Mr. Napokooli: Oh no! You mean it is today? I had forgotten.

Mr. Nambafu: It is today. Come let us go together.

Mr. Napokooli: With these clothes of mine? I have to go home and change first.

Mr. Nambafu: Okay then, we shall meet there. But you must hurry up.

Mr. Napokooli: You are right. I can't miss that meeting. Our LC's and Political leaders are going to be there.

Mr. Nambafu: oh. Yes. See you there!

Mr. Napokooli: Thank you. See you then. God bless.

Item: Story

Long ago, people from Bukinda Sub-county were hard working. Men used to go hunting animals from forests. Women used to grow crops like millet, sorghum, Irish potatoes, onions on the top of hills.

Young boys went to catch fish from Lake Bunyonyo and sell the fish to earn a living. Every Saturday young children would collect fire wood from forests. They used to enjoy eating fruits like berries and passion fruits which grew in forests. They would gather around rivers, lakes and swim which was a very interesting game in the sub-county.

People in this place used to protect rivers, lakes, swamps, mountains and they lived a happy life.

Item: Story

In Makindye sub-county, there are many different people of different tribes and clans. They speak different languages. A tribe is a group of people who live together and speak the same language. A clan is a group of people who are related. In Makindye sub-county, the largest tribe is the Baganda. Other tribes include; the Banyankole, Bagisu, Acholi, Iteso, Alur, Basoga, Banyoro. These people have different cultures. Culture includes language, music, dance, dressing, food and beliefs. Different tribes have different cultures. But the main language spoken in Makindye sub-county is Luganda. It is widely spoken in markets and in the neighbourhood. Even young children who are not Baganda, grow up speaking Luganda better than their languages.

In Makindye Sub-county, people practice different customs related to different things such as marriages, funerals, naming ceremonies, birthday parties and twin ceremonies. People from one tribe may marry from another tribe.

People in Makindye Sub-county are very hard working. They practice farming and also keep animals like cows, goats, pigs, sheep and birds like the chicken. They also carry out dairy farming and have many cows. The neighbouring sub-counties get milk from dairy farms of Makindye. People in Makindye are very happy. There is also, a very big lake, where they go fishing. Fishing is a very good business. They eat some fish and sell some to get money.

Near the lake there is a very big and beautiful hotel called Munyonyo Speke Resort. Tourists visit the hotel and bring in foreign money to our sub-county. The hotel provides employment to people around.

Many people work in Munyonyo Speke Resort.

THEME 2: LIVELIHOOD IN OUR SUB-COUNTY/DIVISION

Schools Anthem

Marching along

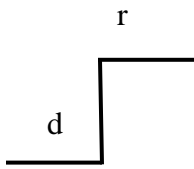
We young women and men of Uganda are marching along the path of education singing and dancing with joy together uniting for a better Uganda.

We are the pillars of tomorrow's Uganda let's rise now embrace true knowledge yielding discipline resourcefulness, to rebuild the great, great pearl.

We know the way into the land of enlightenment has thorns, creepers, valleys and mountains. Come what may, we shall overcome, for the glorious times to come.

Parents and teachers and the youths of this nation, rise with us; support our endeavours, led by God who is the source of life, to uplift our mother land.

Solfar notes



Item: Song

Old Okello had a farm
Hiya hiya ho
And on his farm he had some foods
Hiya hiya ho
With the vegetables here and the carrots there,
Here mushrooms there pumpkins,
Old Okello had a farm
Hiya hiya ho!
(Tune of old MacDonald)

Item: A story

In Bunanimi village Muyembe Sub-county, there lived a trader, his name was Baba. He was very hardworking. His wife and the children were hardworking too.

Baba had a big shop. He sold building materials like cement, nails and paint. He could go up to Busia to buy them for his shop. He sold them even at a cheaper price compared to other traders. People were very happy with him. Many of them built houses because of Baba's good prices.

Baba did not just stop at trading in building materials. At home, he reared animals and grew different crops. People in that sub-county were happy with Baba because he employed many of them on his farm. He paid them very well.

Baba could share ideas with people who wanted to work and be like him. People started working hard by putting up other businesses like the carpentry shops and others went to tailoring. They lived happily together in their sub-county. Bravo Baba!

Item: Rhyme

Fishing fishing!
All in a river
Who will fish the fish?
Delicious fish!
Fishing fishing

Item: Rhyme

What have you got in your carpentry?
Tables and benches and chairs
Can we have some to take away?
Oh, yes, if you have money to pay.

Item: Rhyme

One, two, three, four, five
Once I caught a fish alive

Six, seven, eight, nine, ten
Then I let it go again

Item: Situational game

Kiiza: Hey Tony, what do your parents do?

Tony: My parents are farmers. They grow crops and rear animals too.

Kiiza: That is good to hear. Can you mention other activities done in your sub-county?

Tony: Yes, yes, many activities are carried out like; lumbering, fishing, mining, pottery, building, carpentry to mention but a few.

Steve: Tony, how about fishing?

Tony: Fishing is one of the major activities in my sub-county. We normally use hooks, baskets and nets to fish.

Kiiza: Not only that, even women do cookery, weaving, knitting. They sell what they make and get some money.

Cathy: Yes, yes. What you are saying is true. Many of our people are hardworking.

Item: Dialogue

Ntulume: Who do you think is more useful in our sub-county; a doctor or a mechanic?

Nsumbi: A doctor is more useful than a mechanic.

Ntulume: Why do you say so?

Nsumbi: A doctor treats people when they are sick.

Ntulume: Yes, but, a mechanic is better than a teacher.

Suluma: What about a builder and a teacher?

Ntulume: A builder is better because he builds our houses.

Perry: A teacher is the best because he teaches all of them.

Siima: Listen to me! All occupations are important.

Item: Song

Home again and home again
When shall I see my home again?
When shall I see my brother and sister
I will never forget them all

Mother is there and father is there
When shall I see my home again
When shall I see my neighbours
In the sub-county away from here

(Tune of home again)

Item: Song

Farmer Farmer x2 where are you?
Here I am x2 where are you?
I need food x2 where are you?
Here I am x2 get the food

Tailor....
Carpenter...
Builder ...

(Tune of Number one, Number one, Where are you?)

Item: Story sum

Katwera had 346 boats. Katunguru gave him 500 boats more. How many boats does he have altogether?

Item: Story sum

Mukwana had 207 lorries. And Mulondo had 629. How many lorries do they have altogether?

Item: Conversation chain

Naigaga: How does your mother go to work?

Kabbale: She goes to work by bus. How about your mother Mayega?

Mayega: My mother goes to work by train because she works at the railway station.

Mwajuma: I prefer the motorcycle because they move very fast on the road.

Naigaga: I like riding the donkeys. They are so many in our Sub-county.

Njuba: What about sailing in a ship?

Naigaga: Ships are good for us. We have boats and canoes mostly. People use them when they are going for fishing and crossing over to another Sub-county.

Kabbale: Have you ever heard of an airport?

Njuba: Yes. We have ever heard of an airport at Entebbe. Aeroplanes land and take off at the airport.

Item: Song

I am going to ride the glory train x3
Glory train Oh! To glory land.
Jesus is the captain for the glory train x3

Glory train oh! To glory land.

The bible is the ticket for the glory train x3
Glory train oh to glory land.

The Spirit is the fuel for the glory train x3
Glory train oh to glory land.

We are the passengers for the glory train x3
Glory train oh to glory land.

Heaven is the station for the glory train x3
Glory train oh to glory land.

Item: Rhyme

The train
I wish I could
I wish I could
I wish I could
I think I can
I think I can
I thought I could
I thought I could

Item: Song

Who made the radio?
Peter x2
Who made the radio?
Brother Peter made the radio
Who made the whistle?
John x2
Who made the whistle?
Brother John made the whistle
(Tune of *Who made the Ark? Noah made the Ark*)

Item: Song

Clap x2 Everybody clap, on the holy morning day...
This is how the children clap on the holy morning day!

Drum x2 Everybody drum, on the holy morning day
This is how the children drum, on the holy morning day

Stamp x2 Everybody stamp, on the holy morning day
This is how the children stamp, on the holy morning day

Item: Song

If you are happy and you know
Clap your hands x2
If you are happy and you know and you really want to show.
If you are happy and you know clap your hands

If you are happy and you know blow your flute...
If you are happy and you know say communication
(Tune of If you are happy and you know clap your hands)

Item: Rhyme

Blow the whistle
Blow the whistle
Blow-blow-blow
Blow it hard
And blow it loud...
Blow-blow-blow

Item: Re arranging sentences to form a story

They put a stamp on the envelope.
I wrote a letter to her.
I took it to the post office.
I put it in the envelope.
I had a message for my friend.

Item: Rhyme

Policeman Policeman walks with heavy tread
Left-right
Left-right
Swings his arms, with head up,
Left-right
Left-right
Turns his head and salutes the people left right, left right.

Item: Rhyme

I am a driver of a lorry here I come
I am a policeman controlling traffic
I say, " stop"
I am a warden helping children cross the road
Don't throw stones over to vehicles
I am a passenger on a bus
Look! Look it is coming to rain
Run, Run get on the bus.
Away we go.

Item: Song

Jingle bells
Jingle bells, jingle bells
Jingle all the way.
Oh! What fun it is to ride
In a one-horse open sleigh x2

Song

We are fishing in the light of God X2

We are teaching in the light of God X2

We are mining in the light of God X2

We are trading in the light of God X2

We are weaving in the light of God X2

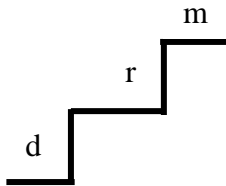
We are knitting in the light of God X2

We are modelling in the light of God X2

We are working in the light of God X2

(Tune of we are matching in the light of God)

Item: *Reading and Writing notes of the major scale*



Item: *Song*

We are policemen

We are policemen

We are policemen

Marching along

We are the lolly pops

We are the lolly pops

We are the lolly pops

Marching along

We are the wardens

We are the wardens

We are the wardens

Marching along.

Item: Conversation chain

Samuel: Hello Daniel! What will you be doing in the evening?

Daniel: I will go fishing.

Samuel: What do you use for fishing?

Daniel: I use hooks and once in a while I use fish nets. what about you, what will you do in the evening?

Agatha: I will help my mother with weaving

Deborah: What do you weave?

Agatha: We weave baskets, mats, hats and sell them for money.

Daniel: Aha! That's great! I will tell my sister Joy to start weaving too.

Sarah: Yes, she can also do knitting or hair dressing where she is assured of customers and money every day!

All: Wow! Great idea!

Item: Song

Row row row your boat

Gently down the stream

Merrily X 3

Life is like a dream

(To be sang in two rounds)

Item: Rhyme:

I wish I could X 3

I think I can X 3

Now I can X 3

(Movements of a train).

Re-arranging sentences to form a short story

He sells the milk from cows and gets money

He is a happy man

He has animals like cows, goats and sheep

He grows crops and keeps animals

Mr. Asimwe is a farmer

1.

2.

3.

4.

5.

Item: Proverbs

◆ Lazy hands make a man poor, but diligent hands bring wealth.

◆ He who gathers crops in summer is a wise son, but he who sleeps during harvest is a disgraceful son.

◆ The fear of the Lord is the beginning of wisdom.

- ◆ A bad workman blames his tools.
- ◆ Actions speak louder than words.
- ◆ Reckless words pierce like a sword, but the tongue of the wise brings healing.
- ◆ Two heads are better than one.

Song about the National Flag

The National flag of Uganda with a crested crane X 2

It has three colours

Black, Yellow, Red X 2

Black is for Africans

So, so, beautiful X 2

Yellow is for sunshine

Bright and beautiful X 2

Red is the blood for brother hood X 2

(Teacher's own tune)

Story sums

At Kira Police Station, there are 630 police men and at Wandegeya Police Station there are 713 policemen. How many policemen are there altogether?

Item: Riddles

- | | |
|--|--|
| <ul style="list-style-type: none"> ◆ I take petro before I can move
I have four legs
What am I? (Car) ◆ I am made of wood
I move only on water
people use cars to move me
what am I? (Canoe) | <ul style="list-style-type: none"> ◆ I have wagons
I move on rails only
What am I? (Train) ◆ I grow in swamps
i am used to weave baskets
what am i?(Heeds/Papyrus) |
|--|--|

THEME 3: OUR ENVIRONMENT

Item: Poem

1. Soil Soil Soil
Soil, you are useful
In you we plant the seeds
In you we grow the food
From you we get the murrum for roads
In you our animals hide and bathe
Soil all over our environment
Oh what a wonderful friend you are!

2. Soil Soil Soil
You are useful!
For building, we run to you
For brick making, we run to you
For modelling, we run to you
Oh what a wonderful friend you are!

3. Soil Soil Soil
A home for worms
A home for insects
A home for snakes
Oh what a wonderful friend you are!

4. Soil Soil Soil
Clay soil, loam soil, sand soil,
You are all useful.
In layers, you lay.
Top soil, sub-soil,
Oh what a wonderful friend you are!

Item: Rhyme

Bow - Bow says the dog
Mew - mew says the cat
Cluck - cluck, says the hen
And squeak goes the rat.

Tu-whu, says the owl
Caw-caw says the crow
Quack quack, says the duck,
And moo, says the cow.

Item: Rhyme

Home, Home

we love our homes!
Stables for horses
Pens for sheep
Kraals for cattle
Sties for pigs
Kennels for dogs
Nests for birds
Houses for men.
We love our homes.

Item: Story sum

Adong had 685 bricks and Akello had 425 bricks. How many bricks do they have altogether?

Item: Story sum

Juliana had 700 pots. 540 pots broke. How many pots did she remain with?

Item: Story

Mr Mutebi loves the environment. He protects it from people who want to destroy it. In the environment, there are both living things and non-living things. The living things include; plants, animals, people and non-living things include; stones, clothes, bottles, toys, radio and pots.

Mr Mutebi goes around telling the people about the importance of our environment. He tells them about many things. He says forests are homes of wild animals, birds and insects. Trees give us shelter. Timber is for building. He tells them that water is used for drinking, building, cooking, washing and for irrigation. People feel very happy to learn all this from Mr Mutebi. They now know the importance of the environment and care for it.

Item: Song

Once upon a time, there was a forest
A finest forest you ever did see
The forest was on the hill and the Green grass grew around

In the forest, there was a tree, a finest tree, you ever did see,
The tree was in the forest and the green grass grew ...

On the tree, there was a branch, a finest branch, you ever did see,
The branch was on the tree
The tree was in the forest and the green grass grew...

On the branch, there was a nest ...
In the nest, there was an egg ...

Item: Rhyme

Environment is part of our life
When I grow I have a learning mind.

A learning mind develops as we grow
We always learn from our environment.

Item: Poem

Oh! Oh! Our environment, our environment
Running from the North to South
Running from West to East
Rivers, lakes, swamps, forests.

Oh! Oh! Our environment, our environment
From clay, cups, pots, stoves are made
Farmers grow crops.
Trees provide shelter, chairs, tables and beds

Oh! Oh! Our environment, our environment
Swamps need protection
Forests need protection
Let's join hands and protect our environment

Item: Proverbs

- ◆ Wise men store up knowledge but the mouth of a fool invites ruin.
- ◆ The lazy man does not roast his game but the diligent man prizes his possessions.
- ◆ Stay away from a foolish man for you will not find knowledge on his lips.
- ◆ The poor are shunned even by their neighbours but the rich have many friends.
- ◆ An idle mind is the devil's workshop.
- ◆ One by one makes a bundle.
- ◆ A wise man changes his mind sometimes, a fool never.

Item: Conversation chain

Musana: I love our environment!

Katutu: What's good in the environment?

Mugumya: Oh! Oh! Our environment is so rich, composed of good soil, animals, plants
and many others...

Katutu: Why is soil so useful in the environment?

Kamara: Soil is one of the non-living things which is useful to plants, people
and other animals.

Mugumya: Even our teacher taught us about the three types of soil

Katutu: What are the three types of soil?

Mugumya: They are Loam soil for growing crops, clay for modelling and sand for building
houses.

Katutu: Wow, wow! Thanks for our environment.

Item: Story

In the North-Eastern part of Uganda, it rained so heavily. The streams and rivers flooded. People had to leave their homes. The floods displaced people in their homes. Weak houses collapsed because

of the water (floods) that had weakened them. The paths and roads were all flooded. The bridges broke and so there was no transport for the people in North –Eastern Uganda.

All the crops got spoilt and as a result, there was no food for the people. Water snakes went into people's houses. The people feared their homes.

Diseases like malaria attacked the people. Schools were destroyed. But thanks be to God, the Government of Uganda, the churches, well wishers and Red Cross came in to help the people of North-Eastern Uganda. They brought hope and a smile on their faces again.

Good people donated clothes like dresses, shirts, gomeses, trousers, skirts, blouses, shoes, bags, foodstuff like rice, maize flour, sugar, rice saucepans, soap, scholastic materials like books, pencils pens and many other things.

The Red Cross and some hospitals also donated medicine. A call was made to everyone who could help. Above all, prayers all over were said for North-Eastern Uganda. Those who did not have anything to give, at least offered a prayer.

It is always good to remember people who are suffering especially when there are floods, drought, wars, landslides, hailstorms, famine, poverty, death, epidemics and others.

People of North Eastern Uganda were really encouraged by the love people showed them. Always love.

Item: *Rhyme*

Floods Floods!

Floods everywhere
You destroy plants and animals.

Floods Floods!
Floods everywhere
You bring misery, famine and poverty!

Item: *Play let*

Mummy: Don't play in the rain

Anita: Why Mummy?

Mummy: It is not good to play in the rain. You may fall sick.

Edith: Yes, Mummy. Even thunder and lightning can kill.

Mummy: Yes, even it can rain heavily and floods take you when we are in the house.

Anita: Oh I see! I will never play in the rain again.

THEME 4: OUR ENVIRONMENT AND WEATHER

Item: Rhyme

Woo..... Woo woo

Passes the air
Look at the swaying of the branches on the trees.
Woo..... Woo woo

It's a strong wind.

Item: Poem

Oh the sun
Bright shining up there!
You give us warmth
And make our plants grow.

Oh the wind
You move things like kites
You even dry our clothes!
Wind you are good but sometimes you are bad.
You blow off the roofs of our houses.

Oh the clouds
Sometimes white like cotton wool
Sometimes black or gray
When its so hot, and you appear
The weather changes.

Oh the mighty rain
From the dark sky
You come like drops of water.
On this dry and thirsty land!
Plants and people need you!

Item: Conversation chain

Cathy: Hullo Carol, the big tree near our home was blown by strong wind.
Carol: Really? When did the tree fall?
Cathy: Yes it fell on Monday evening, when it rained so heavily.
Carol: Why did the tree fall?
Cathy: The tree fell because of the heavy storm and soil was washed away by rain.

Item: Rhyme

Water water water
You come as rain

We collect you in pans and pots
Water water water
If we have drums
We store you in drums
If we have tanks
We store you in tanks
Plastic, metallic, concrete and underground tanks
Water water water
We need you for life.

Item: Song

Gera give me water X3
My throat is going to dry!

Emma give me water X3
My throat is going to dry!

Rita give me water X3
My throat is going to dry!

Item: Rhyme

When the wind is in the east,
It's good,
For neither man nor beast,
When the wind is in the north,
the skillful fisher
goes not fishing.

Run in the raindrops!
Run under the trees!
Run little races
With each little rain drop!

Item: Rhyme

Water in bottles,
Water in pans,
Water in kettles,
Water in cans
It is always the shape
Of whatever its in,
Bucket or kettle,
Or bottle or tin
All is water.

Item: Song

Jack and Jill

Went up the hill
To fetch a pail of water;
Jack fell down
And broke his leg
And Jill came rolling after

Item: Rhyme

I hear thunder!
I hear thunder!
Hark don't you? X2
Pita-pata rain drops x2
All wet through x2

What does the rain say?
Chi-chi Chi-chi
Chi-chi Chi-chi

What does the wind say?
Whoo _ oo _ oo
Whoo _ oo _ oo

Item: Rhyme

Run! Run! Run!
Away from the house,
And into the sun,
Out to the field
And feel the warm sun.

Item: Rhyme

Early every morning
The sun rises from the east
Late every evening it sets in the West
Light and heat come from the sun
When light is blocked a shadow is formed.
Formed are shadows of people, plants, animals and buildings

Item: Rhyme

Wind Wind Wind
You are dangerous wind
Dangerous to plants
Dangerous to buildings
Dangerous to people
You spread diseases
Flu, cough, mumps and measles
You rise dust and spoil the environment
Oh how dangerous you are.

Item: Riddles

- ◆ I live in the sky
I give off light and heat
Who am I? (Sun).

- ◆ I live in the sky
On a Sunny day,
I am light and white
Before it rains
I am dark and heavy
Who am I? (Clouds).

- ◆ I come from the sky
When the clouds become dark
I fall in drops
When I fall for a long time
I cause floods
Who am I? (Rain).

THEME 5: LIVING THINGS: ANIMALS

Item: Song

Flying birds X2
Up in the sky
Flying so high
Over the mountains
And down in the sea
Fly, fly birds X2

Can you tell me?
Flying birds, where are you going?
Flying birds
Up in the sky.

Item: Rhyme

Bow – wow, says the dog
Mew – mew says the cat
Cluck – cluck, says the hen
And squeak goes the rat

Tu – whu, says the owl
Caw-caw, says the crow
Quack –quack, says the duck
And moo, says the cow

Item: Rhyme

Billy Billy Booster
Had a little rooster
The rooster died
Billy cried
Poor Billy Booster

Item: A song

Old Madanda had a farm, hiya hiya ho!
And on his farm he had some goats hiya hiya ho!
With the mee – mee here and the mee-mee there,
Here mee, there mee, everywhere mee-mee
Old madanda had a farm, hiya hiya ho!

Old madanda had a farm, hiya hiya ho
And on his farm he had some cats ...
...sheep
...ducks
...cows
...pigs

Item: Rhyme

The busy hens
Say cluck and lay
Big brown eggs
In the nest each day
Sometimes one
Sometimes two
Sometimes three
And sometimes more

Item: Rhyme

Pretty bird
Don't fly away
Pray – stay
All the day

You can sing
While I play
So pretty bird
Don't fly away

Item: Song

See the little bird
Higher up in the tree
Singing very sweetly
And staying on the tree

Coo coo coo coo
Coo coo coo coo
Coo coo coo coo
Coo coo coo coo

See the little ducks
On top of the water
Swimming very happily
And staying on the water
Coo coo coo coo x 8

See the little eagle
Higher up in the sky
Flying side by side
And staying in the nest
Coo coo coo coo

Item: Situational game

Fred: Sam, come and see this beautiful cat.

Sam: Where is it?

Fred: It is here in the compound.

Sam: Yes, it is a beautiful cat.

Fred: I like cats and their young ones.

Sam: Can I take it to my home?

Fred: Yes, you can take it to your home.

Sam: Thank you very much. I will put it in the house and give it some milk. Good bye Fred.

Fred: Good bye Sam.

Item: Song

I am a pig and I stay in a sty
And my young ones are called piglets
I am a dog and I stay in a kennel
And my young ones are called the puppies
I am a cow and I stay in a kraal
And my young ones are called the calves
I am a duck
I am a sheep
(Tune: I am a tea pot, short and stout)

Item: Rhyme

Stables for horses
Pens for sheep
Kraals for cattle
Sties for pigs
Kennels for dogs
Nests for birds
Houses for men
All have homes.

Item: Rhyme

O, look at the moon!
She is shining up there
O mother, she looks
Like a lamp in the air
Last week she was smaller
And shaped like a bow
But now she is bigger
And round as an O

Item: Rhyme

This is the song of the bee
Buzz - Buzz - Buzz
A jolly good fellow is he
Buzz - Buzz - Buzz
In days that are sunny
He's making his honey
Buzz - Buzz - Buzz
In days that are cloudy

He's making his wax
Buzz – Buzz – Buzz

Item: Lullaby

Golden slumbers kiss your eyes
Smiles awake you when you cry
Sleep pretty darling
Do not cry
And I will sing a lullaby

Item: Story sum

Ayeeta had 548 cows. She gave 324 cows to Asaasila. How many cows did Ayeeta remain with?

Item: A story

Once upon a time, there lived a very beautiful insect called the butterfly. Everyone liked the butterfly. It had beautiful legs, eyes and wings. One day, Nakato was catching the grasshoppers, jumping up and down. When she looked sideways, she saw a butterfly. She left all the grasshoppers and followed the butterfly because it was a beautiful insect.

Item: Tongue Twister

Bill bought butter
But butter was bitter
She bought better butter
To make bitter butter better.

Item: A story

Some insects are really nice to eat. Like the grasshoppers and the white ants. When it is a season of grasshoppers and white ants, some people catch them. They sell them when they are raw or fried. They say grasshoppers and white ants are so delicious. Sometimes they eat them as sauce and food. They never spare grasshoppers and white ants. Some people do not catch or eat grasshoppers and white ants.

Item: A song

Ten grasshoppers flying in the air X2
And if one grasshopper flies away
Will remain nine grasshoppers
Flying in the air
Nine grasshoppers flying in the air X2
And if one grasshopper flies away,
Will remain eight grasshoppers
Flying in the air
Eight grasshoppers flying in the air.....
(Tune of Ten Green Bottles).

Item: A story

Some domestic animals like cats and dogs may behave wildly due to a disease called rabies. They become very dangerous when not treated. Rabies first make people mad before they die. So, children should avoid wild dogs and cats. People bitten by sick dogs can get treatment from veterinary doctors.

Wild animals are animals which live in the bush. Some wild animals live in game parks and others are kept in a zoo like at the wild life Education Centre in Entebbe. Game parks are created by Government to protect wild animals from being killed by people. Some killed animals are useful to us. People will get beef and other products like skins and tusks from elephants.

Item: Conversation Chain

Sonia: Here we are. We have reached the Uganda Wild Life Education Centre.

Mutoni: Who will take us around?

Warden: Can I help you, little girls?

Sonia and Mutoni: Yes, please. We would like to go round the wild life centre and look at the animals.

Warden: Come along. I will take you round but do not make noise because the animals do not like noise.

Sonia and Mutoni: We will be careful, we will not make noise.

Sonia: What is that big black animal? It looks like a monkey.

Warden: It is not a monkey, it is a buffalo. The other one is a lion.

Mutoni: Hey! Hey! Hey! My mother belongs to the Buffalo Clan. I will tell her that I saw a buffalo.

Sonia: What is that beautiful bird?

Warden: It is a crested crane.

Sonia and Mutoni: This is our first time to see a crested crane. But we must be going. It is getting late.

Warden: Good bye, little girls.

Sonia and Mutoni: Thank you very much, warden. Good bye.

Item: Short story

My name is Mr Bee. I have few friends, I will tell you about myself.

I have six legs and two wings. I live in a bee hive, I am always busy hiving full time, sometimes, I fall on flowers and sometimes, I make honey.

I am very fierce when I am disturbed I sting people when they want to take my honey. I buzz all the time. When I am moving I often fly out of my hive and get nectar from flowers and bring it in the bee hive.

In my bee-hive, you will always find honey when you taste my honey; you will know that there is nothing sweeter than honey!

Item: Riddles

I am a living thing
I have beautiful feathers
I have two legs and two wings
I do not fly
People eat my eggs and meat
What am I? (Hen)

I have four legs
I have two horns
I give people milk
They also eat my meat
What am I? (Cow).

Arranging sentences to form stories

It is found on the Uganda flag.
A crested crane is a beautiful bird.
It has the three colours of the Uganda flag.
It is a gentle bird.

1.
2.
3.
4.

Item: Reading Sentences

- ◆ Other animals provide us with skins and hides
- ◆ Sheep give us wool. Wool is used to make coats and blankets.
- ◆ Fertile soils help plants to grow well and produce plenty of food
- ◆ Drums are also made from skins and hides
- ◆ Bags, belts and shoes are made from skins and hides

Item: Proverbs

- ◆ Birds of the same feather flock together.
- ◆ One bird in the hand is better than two in the bush.

- ◆ Not all that glitters is gold
- ◆ A word to a wise man is always enough
- ◆ Early to bed early to rise.

Item: Story

Once upon a time there was a clever little monkey that lived near a farm belonging to a sheep. This farm was very large and had variety of crops and many types of animals. Whenever the monkey wanted some milk, he would simply go to the sheep's farm and drink as much as he wanted. If he wanted some vegetables like cabbages, nuts or beans, the sheep was always delighted to give them to him, but on one condition that the monkey should not take anything away.

He could consume any amount of food at any time while on the sheep's farm. The monkey was very happy. But the monkey had two problems. One, he had a large family; two is that his farm was small. He did not have enough land to grow food for his large family.

The sheep had a large farm. He grew food on one part and another part did not have anything. The monkey thought he would use part of the sheep's uncultivated land to grow food. One morning, he went to discuss the matter with the sheep. He requested the sheep to give him part of his land.

THEME 6: LIVING THINGS: PLANTS

Item: Song

Plant, plant everybody plant
On the cold rainy day.....
This is how the children plant
On the cold rainy day!

These are the plants that we grow
Yams, maize, sisal and cactus
This is how the children plant
On the cold rainy day!

Swamps for fish and flowers for beauty
On the cold rainy day.....
This is how we pick the flowers
On the cold rainy day!

In the garden, we find all the plants
In loam, clay and sandy soils
This is how we look after them
On the cold rainy day.

(Tune: Greet, greet everybody greet)

Item: National Anthem

Stanza (Two)

Oh, Uganda the land of freedom
Our love and labour we give
And with neighbours all at our country's call in peace and friendship we live.

Item: Dialogue

Purity: Favour, come and see this beautiful flower

Favour: Where is it?

Purity: It is here in the garden.

Favour: Yes. It is a very beautiful flower.

Purity: I like flowers and mother likes flowers too.

Favour: Can I take it to my mother?

Purity: Yes, you can take it to your mother.

Favour: Thank you very much. Mother will put it in the house. Good bye.

Purity: Good bye.

Item: Rhyme

Look at your plants
Plants like the sun
Light from the sun
Plants like the water
Water from the rain
Some light some water
Let plants grow.

Item: Proverbs

- ◆ A gentle answer turns away wrath but a harsh word stirs up anger.
- ◆ A friend in need is a friend indeed.
- ◆ Better a meal of vegetables where there is love than a fattened calf with hatred.
- ◆ He who spares the rod hates his son, but he who loves him is careful to discipline him.
- ◆ Truthful lips endure forever, but a lying tongue lasts a moment.
- ◆ The fear of the Lord adds length to life, but the years of the wicked come to nothing.
- ◆ Wise men store up knowledge, but the mouth of a fool invites ruin.
- ◆ He who gathers crops in summer is a wise son, but he who sleeps during the harvest is a disgraceful son.

Item: Poem

Plants Plants Plants
Plants are useful
Home for birds and animals
For people care for plants, plants are good

Oh plants plants plants
We get food from plants
We get fruits from plants
We get firewood from plants
Protect plants, plants are good

Item: Dialogue

Lokapel: Good morning Akol. What are you doing there?

Akol: I am preparing my garden for planting.

Lokapel: What are you going to plant then?

Akol: I am going to plant maize and bean seeds.

Lokapel: How are you going to plant them?

Akol: I am going to plant them in straight rows. The rows will be three feet apart.

Lokapel: Okay! When the plants begin to grow, look after them carefully and take away any weeds.

Akol: Thank you very much for the advice.

Lokapel: You are welcome.

Item: Rhyme

Trees in the forest
Stood, stood, stood
Along came a man
For the wood, wood, wood
He picked up his axe
For chop chop, chop, chop
He chopped down the tree and the tree fell down.
Plant more now
Five, five, five.

Item: Song

Once upon a time, there was a forest.
A finest forest you ever did see
The forest was on the hi-hi-ll and the green grass grew (around x3) and the green grass grew around.

In the forest, there was a tree, a finest tree you ever did see, the tree was in the fo-oo-rest and the green grass grew (around x3) ...

On the tree, there was a branch, a finest branch you ever did see, the branch was on the tree, the tree was in the (woo x3) and the green grass grew ...

On the branch, there was a nest ...

On the nest, there was an egg ...

Item: Rhyme

Plant the trees around the home x3
We all plant trees
Plant the flowers around the home x3
We all plant flowers
Plant the grass around the home x3
We all plant grass
(Use the tune of Paula Put a Kettle)

Item: Song

Digging we will go X2
Get the hoe and the knife
Off we go!

Slashing we will go X2
Get the slasher and the sickle
Off we go!

Ploughing we will go X2
Get the hoe, and the oxen
Off we go!

Planting we will go X2
Get the basket full of seeds
Off we go!

Watering we will go X2
Get the watering can and the water
Off we go!

Weeding we will go X2
Get the hoes and the rake.

Gardening we will go X2
Get ready with the tools
Off we go!

(Tune of "A hunting we will go")

Item: Song

Mulch mulch everybody mulch
In the morning and evening
This is how we mulch our plants
Every day and always.

Prune prune everybody prune
In the morning and evening
This is how we prune our plants
Every day and always.

Spray spray everybody spray
In the morning and evening
This is how we spray our plants
Every day and always.

Water water everybody water

Weed

Dry

Harvest

(Tune of greet everybody greet)

Item: Riddles

- ◆ I have a metal part
I am used to weeding gardens
What am I? (**Hoe**)

- ◆ People eat me
Sometimes they plant me
When I grow, I give them more food
I am white in colour.
What am I? (**Maize seed**).

- ◆ I am beautiful
People love to look at me
I decorate their homes
Bees love to visit me
I usually have different colours
What am I? (**Flowers**)

- ◆ People dig me up
They remove weeds from me
They plant seeds in me
What am I? (**Garden**)

Item: Conversational Chain

- George: Have you watered your plants in the garden?
Joel: Oh my dear. Thank you for reminding me. I had totally forgotten
- George: When do you usually water your plants?
Joel: I usually water them in the mornings and evenings
- Pat: Great! Do you also remove the weeds?
Joel: Yes I do. Weeds can hinder plants from growing well
- Joshua: What are weeds?
Pat: Weeds are unwanted plants in the garden. If you don't weed them, they compete With crops to grow.
- Joshua: Thank you. Tomorrow I am going to weed all the unwanted plants in my maize Garden.

Item: Story

One day Toma went to visit grandmother .grand mother told her a lot about plants. she said plants grow under different environments. Most plants grow anywhere by themselves. For example weeds are never planted.

They compete with the wanted plants. It is always good to weed the unwanted plants in the garden so that the crops grow well.

Some of the crops people grow are; maize, bananas, sweet potatoes, rice, cassava, millet, sorghum, cotton, coffee, sugar canes, yams, beans.

Some plants grow in water and wetlands. Water lilies and water hyacinth grow on water. These plants are light so they can float on water. The papyrus and other tall grasses are also common in wetlands.

However, there are some crops which grow in dry places. Deserts and rocky places are some of the dry places. Some of these plants have small leaves and others thick leaves. These leaves store water for the plant. Such plants usually have thorns on the leaves for example the cactus plant and sisal plants. The thorns help them not to lose water.

Remember most plants grow well in loam soil. Some plants grow well in sand soil. Other plants grow well in clay soil. Swamps usually have plenty of clay. Areas near the swamps also have a lot of clay. Crops like yams, sugar canes and rice grow well in these areas. Plants are usually good to both people and animals. They provide food, shelter, firewood, fruits, medicine, timber and flowers for decoration.

Sometimes, we sell some of these plants and we get money.
Toma was happy. She had learnt a lot about plants.

Mathematics story

- ◆ Sarah had 12 pangas. She divided them between her two girls. How many pangas did each get?
- ◆ Our teacher had 30 tins. She gave them to Juma, Akiteng and Natukunda. They each got the same number of tins. How many did each get?
- ◆ There were 18 brooms in the store. Two boys shared the brooms equally. How many brooms did each boy get?

THEME 7: MANAGING OUR RESOURCES

Item: Poem

Money, money, money
Where did you come from?
When did you start?
Who brought you?
Buying food; we need money
Buying charcoal, fuel, we need money
Going to school, we need money
All day long, looking for money!
Where are you money?
You are useful
We need you money.

Item: Conversation chain

Enid: Good morning, Sir?
Shopkeeper: Good morning little girl, can I help you?

Enid: Yes, Sir, my father has sent me to buy some things.
Shopkeeper: What do you want to buy?

Enid: Here is a shopping list.
Shopkeeper: Well, I have most of the things but I don't sell firewood.

Enid: How much money would that be altogether?
Shopkeeper: That will be seven hundred shillings only.

Enid: Here is the money, Sir
Shopkeeper: Thank you.

Item: Dialogue

Okello: Good morning, Nalule?
Nalule: Good morning, Okello. What do you use to cook your food?

Okello: I use charcoal or firewood.
Nalule: Where do you buy it from?

Okello: I always go to the charcoal kiosk.
Nalule: That's good of you! I will try to buy a sack. What about firewood?

Okello: Children help me to collect firewood from the bush.
Nalule: Okello! It's a very good idea children can help to do some work.

Okello: You should train children how to work.
Nalule: Thank you very much I will teach my children to work Okello.

Item: Rhyme

Slowly-ticks the big clock
Tick tack tick tack
But the little clock ticks
Double quick
Tick a tacker, tick a tacker
Tick a tacker
Tick

Item: Rhyme

Tick-tack
Tick-tack
Tell the time true

Tick-tack
Tick-tack
Ten past two

Item: Rhyme

Tick Tack x2
That's the wonder clock
Tick Tackx2
It never waits for any body
Tick Tackx2
Even if it's the king
Tick TackX2
It continues moving.

Item: Rhyme

God made man
Man made money
Money which man made
Made man mad

Item: Rhyme

Early January
Mr Opio
Bought a clock
Early February
It got lost

Early April and Early March
He went
Looking for it
Early May
He found it
And smiled

Early June
He went to the bank to bank money

Early July
Mr Opio
Wanted the money

Early August
He was in the bank
To get the money

Early September
Mr Opio
Got the money

Early October
In his hands
He had the money

Early November
Mr Opio
Thought of shopping

Early December
Mr Opio went to
Town and shopped for Christmas!

Item: Dialogue

Enid: Where are you going?

Jolly: I am going to town to do shopping.

Enid: Where did you get the money?

Jolly: My mother gave it me.

Enid: Where did she get the money from?

Jolly: She got it from the bank. She keeps her money in the bank and every month she saves one thousand shillings.

Enid: Will you also save some money after shopping?

Jolly: Oh yes. It is good to save some money. When you are in need of a set or shoes, you can buy from what you have saved.

Enid: Okay! So I should also start saving some money from what they give me for break time.

Jolly: That is very good. God bless you and good bye.

Item: Song

This land is my land x2
From Rwenzori, to rock Tororo
To Karamoja

From Lake Victoria, to Karamoja
This land was made for you and me

Item: Poem

Money! Money! Money!
Who made you money
In coins we need you
In notes we need you
Money! Money! Money!
Without you we cannot go to school
Without you we cannot get food
Money! Money! Money!
How old are you?

Item: Composition

Last month, a businessman called Kazi Mingi went to buy things in Kikubo in Kampala. Another man was standing near him. The man was wearing a red cap and a blue jean trouser. The man grabbed Kazi Mingi's briefcase which had all his money. Kazi Mingi shouted for help but the man ran away with his money.

Item: Rhyme

Money! Money! Money!
Where did you come from?
Man love money

Item: Rhyme

Money, money
Who made you?
Where did you come from?
Who thought of you?

Item: Situational game

Mr Omoit: Hullo Collins, I am a shopkeeper selling milk, beans and sugar.
Collins: What type of money do you use for buying and selling things?
Mr Omoit: I use Uganda currency notes and coins.
Sanyu: Do you keep your money in the shop?
Mr Omoit: Oh no. I save my money and take it to the bank.

Item: Song

Food Food Food
Where do you come from?
Food Food Food
You make us healthy and beautiful!
Food Food Food
We feed on fruits, vegetables and fish
Food Food Food
Babies enjoy breast milk from mothers
Food Food Food

(Tune: Rain, Rain go away)

Item: Rhyme

Rice, posho, cassava, millet
Make me strong

Chicken, fish, meat, milk
Build my body

Paw paws, mangoes, greens, apples
Make me healthy

Item: Rhyme

Food! Food! Food!
Without food I cannot stand!
Food! Food! Food!

Without you I cannot read
Without you I cannot play
Without you I cannot grow
Without you I cannot sleep
I love you food
Food! Food! Food!

Item: Song

Eat balanced food to grow everyday
Grow everyday
Grow everyday
If you want good health x2
If you want good health x2
Eat balanced food to grow everyday if you want good health.

(Tune: Read your bible)

Item: A story

Once upon a time, there was a boy called Kamoosi. He used to stay with his uncle. His uncle cooked for him only green bananas. This boy was not strong because he was not feeding on a balanced diet. One day when he was at school, the teacher taught them about human health. The teacher told them to do exercises and eat a balanced diet. She gave them examples of a balanced diet. Beans, matooke, posho, drink fruit juice, vegetables or meat, rice, water, greens. Kamoosi was very happy. He went back home and told his uncle. His uncle was also very happy to learn about health and nutrition. He started buying all the foods for a balanced diet. Every morning, Kamoosi could jump up and down for exercises and his uncle could go around running to keep fit. It was a healthy family.

THEME 8: KEEPING PEACE IN OUR SUB-COUNTY/DIVISION

Item: Uganda National Anthem

Stanza II

Oh Uganda the land of freedom
Our love and labour we give
And with neighbours all at our county's call in peace and friendship we live.

Item: Conversation

Akiiki: Abili look. What is that woman wearing on her head?
Abili: It is called a veil.
Akiiki: What does she do?
Abili: She is a nun. She works in the Catholic church.
Akiiki: I see. She covers herself like a Moslem.
Abili: Oh yes, but the ones who work in the mosque are called Imams. Imams lead prayers in the mosque.
Akiiki: Imams? Both men and women?
Abili: No, only men. Women don't lead prayers in mosques.
Akiiki: Thank you Abili.
Abili: You are welcome.

Item: Conversational chain

Teacher: Who are you and what do you do?
Child I: Am a policeman. I keep law and order.
Teacher: What about you?
Child II: Am a teacher. I teach children at school.
Teacher: And you?
Child III: Am a Reverend. I preach in the church.
Teacher: You, too?
Child IV: No, I am an Imam. I lead prayers in the mosque.
Child V: Am an army man. I protect the country and keep security.
Teacher: Wonderful! What a good team we have!

Item: Rhyme

Peace! Peace! It is good to live in peace.
It is good to share, to play and laugh.

Help one another make peace always.
Forgive one another and make peace always.

Peace! Peace! It is good to live in peace.

Item: Song

I am a priest in the army x4 I am a priest in the army of God.
I am a nun in the army x4 I am a nun in the army of God

I am a teacher in the army x4 I am a teacher in the army of God.

I am a Reverend...
I am a policeman...
I am chief...
I am a lawyer ...
I am a child...
I am a parent...
(Tune of "Am a soldier in the army")

Item: Rhyme

Living in peace is a good thing.
Peace, peace, peace
Police keep law and order
Army protects us
Children, parents and all people
We need peace
Peace is good to everyone.

Item: Rhyme

When I was a policeman
A policeman
A policeman
When I was a policeman
This is how I went ...

When I was a priest
A priest
A priest
When I was a priest
This is how I went ...

When I was a nun
A nun
A nun
When I was a nun
This is how I went...

When I was a chief
A chief
A chief
When I was a chief
This is how I went...

When I was a lawyer
A lawyer
A lawyer
When I was a lawyer
This is how I went...

When I was an Imam
An imam

An Imam
When I was an Imam
This is how I went ...

When I was a parent
A parent
A parent
When I was a parent
This is how I went

Item: *Peace and security messages*

- Police keeps law and order.
- Army protects our country.
- Chiefs help to solve conflicts.
- Elders help to reconcile one another.
- Teachers teach us to respect each other.
- Parents teach us discipline.
- Religious leaders help us to know God.
- Stop wars, quarrels, we need peace in our country.
- We should always respect one another.

Item: *Song*

We have peace in our motherland x4
We thank the new government
For introducing real freedom
And now we have freedom

Freedom, freedom in the Pearl of Africa

Item: *Song*

I have got peace like a river x3 in my heart x2
I have got joy like a fountain x3 in my heart x2
I have got the love of God like an ocean x3 in my heart x2

Item: *Story*

My name is Kimo. I am going to tell you about my country.

In my country Uganda, we have many educated people. We have teachers, lawyers, policemen and policewomen and doctors. There are also Priests and Reverends who lead prayers in church and Imams lead prayers in the mosque.

We have peace in our country. The police and army help to keep peace and security in the country. Our neighbours in the Northern part are suffering with wars. We need to pray for them so that they have peace and security as well. In this way everyone in our country will be happy.

Item: *Rhyme*

I am a child
I know my responsibilities
To help at home

To respect elders
To show love to others
As I need love too!

Item: Rhyme

Child Child Child
The child is a gift from God
Gift to the family and
Gift to the clan
So let's love our children

Child Child Child
Feed the child
Educate the child
Treat the child
Dress the child

Child Child Child
Respect elders and other children
Respect your parents
Greet them whenever you meet them
Help whoever needs help

Child Child Child
Go to school daily
Study hard
Stay with your parents/guardians
Follow rules and regulations of school
And pray everyday.

Item: Song

It is my right x3 don't violate it.
Take me to school x2
It is my right x3 don't violate it
Give me food x2
It is my right x3 don't violate it
Give me shelter x2
It is my right x3 don't violate
Give me clothes x2
It is my right don't violate it
I need protection x2
It is my right x3 don't violate it.
I need protection x2
It is my right x3 don't violate it.

Item: Song

It is my right x2
To food, shelter, clothing
It is my right x2 in this land!

It is my right x2
To education and protection
It is my right x2 In this land!

It is my right x2
To medical care
It is my right x2 In this land!

(Tune: This land is my land from Rwenzori to Karamoja)

Item: Messages

Rights of a child

- A child has a right to live with his/her parents.
- A child has a right to be educated and guided.
- A child has the right to be protected from violence, ill treatment and any behaviour that might show lack of care or interest in the child.
- A child has a right to be protected from any form of discrimination,(that is given different treatment because of his/her sex, religion, cultural or social background)
- A child has the right to be protected from any social or customary practices that are dangerous to the child's health.
- A child has the right not to be made to work or take part in any activity whether for pay or not which is likely to injure the child's health, education, mental physical or moral development. For example all children have to help out in household work, but they must do so according to their age and ability.
- A child has a right to equal treatment. There should be no separation of children who are lame, blind and deaf from normal children.
- A right to freedom but with respect.
- A right to be loved
- A right to food, have clothing and shelter
- A right to a name.

Item: Rhyme

Child abuse Child abuse
Stop child abuse
If I can't, Can't we?
Defend our cause.

Item: Rhyme

It's my right, it's my right!
A right to education
It's my right, its my right!
A right to food
It's my right, it's my right
A right to medical care
It's my right, it's my right
A right to clothing
It's my right, it's my right
A right to shelter
Its my right, it's my right
A right to be loved!

Mathematics story:

A cow has four legs.
Mulayi has 321 cows.
How many legs do they have?

Item: Rhyme

Child abuse!
What will tomorrow be?
Stop battering me!
I need food, see my sunken eyes!
Hungry and cold because of you!
Child abuse must stop!

Item: A story

Once upon a time, there lived a child who was denied his rights. This child lived with his father and a stepmother. The stepmother could not give this child food. One day, the father went to work in a town very far from home. He spent there a long time. During this time, the stepmother locked up this child in the house without giving him food, water and even tied his hands. The child grew thin and starved almost to death. One evening, the stepmother left the door open and a neighbour who was passing by saw this child almost dying.

He made an alarm which attracted all the people in the neighbourhood. They were shocked to see such a thing in their village. They reported the case to police and the stepmother was arrested while the father was away. They took the boy to Human Rights offices and was taken care of. He got treatment, they gave him clothes and he was taken to school. While at school, he was very happy. When the father came, he had no words. They did not take him to prison because he was not around when the child was abused. This child is now a happy child. He has a future now. Unlike the other time where he was going to die in the house.

Item: Poem

Child abuse!
You are bad
Why do you torture us?
Don't you know we are young?
You damage our minds
For how long will this be?

Child abuse
For how long are we going to be neglected
We are denied food and clothes
Defilement and rape is a song everywhere
Day and night, doing child labour
For how long will this be?
Child abuse
Away you must go!
Arise fellow Ugandans
Fight child abuse
Say no to defilement, rape and child labour.
Together we shall have a future

Item: Dialogue

Tutu: Lucy, you look sad. What is the matter?

Lucy: I was defiled last night and I fear to tell my parents.

Tutu: Oh! Sorry, bad practices are very common in our community.

Lucy: Yes, what you are saying is true. My father drinks a lot and has denied me a right to education.

Tutu: Oh! No. Many of the children are neglected and end up on the streets.

Lucy: We need to pray for our families to realize children's rights.

Tutu: Yes, parents should stop denying us our rights and buy for us food, clothes and educate us. We need their love too. But you must go to the police station and report what happened to you. Okay come with me.

Item: Song

Give the children freedom, freedom

Give the children liberty

Let the children free

Why children suffer in this world

When you go to Kenya

Or to Tanzania

Or to Zimbabwe

Or to Malawi

Children cry, children weep

Children cry and suffer in this world

Item: Rhyme

We are the generation of the world to come

The children are a wealth to the country

We are the leaders that will steer you to peace

Dear parents, guardians and elders

Protect us from those who deny us our rights

Those who defile us, rape us, beat us and

Those who leave us so hungry

They should all be arrested, punished and locked away

Life is so sweet and promising

We the generation of the world to come

All girls, all boys listen;

Fight for your rights.

Item: Conversational chain

Children: Mummy, mummy is it true that we should never accept sweets from strangers?

Parent: Yes. It is true.

Children: What do strangers do?

Parent: They tell lies to children by giving sweets and they kidnap them.

Children: Where do they take them?

Parent: To cut off their heads and to offer them as sacrifices to the devil. Can you hear shouts and screams? What is happening?

Neighbour: Ululu ululu! Catch him, catch him!

Guide: Who?
Neighbour: A kidnapper
Guide: Stop, where are you taking this child?
Kidnapper: (*shaking and trembling*)
Children: We need your protection! Do not kidnap us. We need help!

Item: Poem

Peace Peace Peace
We need peace in our land!
We need peace in our homes
We need peace in our lives
Peace! We need peace.

Peace Peace Peace
Where are you?
Day and night you hear the sounds of gun shots tu tu tu tu!
For how long will this be?
Peace! We need peace.

Item: Poem

Needs! Needs! Needs!
Everyone has a need
I need food to make me healthy
I need shelter to keep me safe from bad weather.
I need security to keep me protected from violence
Everyone has a need!

Needs! Needs! Needs!
I need medical care to keep me healthy and safe
I need clothes to keep me warm
I need peace
Everyone has a need!

Needs! Needs! Needs!
Pedestrians need good roads to avoid accidents
People need police to keep law and order
We need water for cooking, drinking and bathing
Everyone has a need!

Item: Dialogue

Nick: Where are you going Nelson?
Nelson: I am going to my garden to collect food.
Nick: What type of food do you have in your garden?
Nelson: I have a variety! Pumpkins, vegetables, carrots and mushrooms! Do you
feed on any of these?
Nick: Oh Yes! I enjoy mushroom soup. It is good for our health.
Nelson: Is that true? I have to start taking/selling mushrooms in the market and I get
some money.

Nick: Go ahead!
Nelson: Thank you Nick.
Nick: You are welcome.

Item: Situational game

Angel: Do you know the needs in our Sub-county?
Doreen: No, I don't. What are they Angel?
Faith: I know them. These are shelter, food, clothes, safe water, security, education and good roads.
Doreen: Do you have good roads in your Sub-county?
Angel and Faith: Yes, we do!
Doreen: Oh! You are very lucky. In my Sub-county, the roads going to the hospitals are not good. We have asked the Sub-county chief to help us have good roads.
Angel: What about water? Do you have safe water?
Doreen: Yes. We have boreholes and spring wells. They are all protected. Sometimes we get drinking water from the lakes and rivers but we first boil it to kill germs.

Item: Story

Once upon a time in Karamoja, the Karimojongs used to live together with the Itesots. They were both rearing animals and growing crops. The animals grew in number and land was not enough for rearing animals and growing crops. As a result, land problems started. They started quarreling over land and even water. Water was also not enough and the land started drying up resulting into drought.

None of them wanted to leave. This caused war amongst themselves and there was no peace.

The Itesots decided to leave the Karimojongs and migrated to Teso land which was fertile for growing crops and good pasture for rearing their animals. The Itesots now live very happily.

Item: Tongue twister

Peter Piper picked up pickled paper.
Did Peter Piper pick up a pickled paper?
If Peter Piper picked up the pickled paper
Where is the pickled paper that Peter Piper picked?

Women and men, girls and boys, young and old go around dancing, shaking their shoulders, jumping up and down. Men who have already braved the knife hold sticks and branches of leaves. Girls and women and the boys to be circumcised are smeared with yeast and millet flour. The boys to be circumcised wear only shorts and animal skin at the back. The head gear called "Lirubisi" is worn on their heads and beads across the chests. They dance around with the knife for circumcison.

Men keep telling these boys who are going to be circumcised hot and encouraging words for the boys to be firm and courageous. They tell them words like, "Circumcision is not easy, it's like fire, It's like heaven falling on you, so you have to be brave. It is not a joke" All these words give confidence to the boys. The boy is not supposed to blink when being circumcised.

The cultural festive is from father to son. No boy can dodge it. They grow up knowing that one day they will be circumcised. It is passed on from generation to generation. It is a ceremony all Bagishu people enjoy.

That is circumcison in Bugishu land!

Item: Song

I am a man from far away who has come to marry your daughter Jane x2.
Our daughter Jane is still young!
She will not marry a man now.

Item: Dialogue

Kabiira: Why are you wearing a "gomesi" when it is a school day?
Nekesa: It is cultural day today at our school.
Kabiira: How do you do it at your school? Are there children from different tribes?
Nekesa: Yes, there are children from different tribes who speak different languages.
Kabiira: You mean everyone speaks in his/her own language on that day?
Nekesa: It is like this; we are grouped according to our tribes with a leader. Then we sit in an open place and we display our dressing, food, dances and how we greet!
Kabiira: Oh! It must be interesting!
Nekesa: Very much! For example in my tribe we wear "gomeses" and "kanzus" we display our dance of "imbalu" and "kamabeka" and our local dish bamboo commonly known as "kamaleya"
Kabiira: Wow! Next time you have a cultural day please don't forget to invite me.
Nekesa: I will invite you.
Kabiira: Bye bye!

Item: Poem

Oh! Oh!
Oh! My culture
My culture is good
It is really a treasure
People from far and wide
Admire my culture

Oh! Look,
The traditional wear
The music, dance and drama
What a treasure in my culture

Traditional songs, poems, riddles and rhymes

Oh! Oh!
My language is the vehicle
Which transports my culture
From one generation
To the next generation
East or west home is best

Item:

Story

Mr Sankara, the primary three teacher wanted his pupils to write about marriage customs in the Western part of Uganda. He said to the headmaster, Mr Mbaraga, "I would like my father to talk to my pupils about marriage customs but he doesn't want to. He says he doesn't speak as well as he used to."

Mr Mbaraga said, "it was a pity that you couldn't persuade him to. Look here write to Mr Gasumba. He is the village chief. He can talk to primary three and four pupils."

"That's a good idea" said Mr Sankara, "I will write and give the letter to his grandson Daudi. I usually see Steven everyday though I haven't seen him today." Mr Sankara wrote to Mr. Gasumba and Daudi took the letter.

The next day Mr Gasumba sent a message saying that he would come and talk to the pupils. On Friday, the pupils gathered in a big hall where they waited for Mr Gasumba's arrival at ten o'clock, Mr Gasumba arrived in his car.

Mr Mbaraga met him at the gate as he didn't want to keep him waiting. After greeting him, Mr Gasumba said, "These are my friends Mr Muhendo, Dr Nsenvuma and Reverend Ntusi"

Mr Gasumba talked to the pupils. He told them that the elders do not like marriages between people who are related. Young people need occasions to meet and interact with one another. In this way, they can find girls / boys to marry.

When a boy decides who to marry, the father of the boy discusses the marriage with his family. If they like the girl, then the boy's relatives discuss the marriage with the girl's family. The boy's father and other relatives have to visit the girl's family several times.

They are requested to pay dowry in form of cows and other gifts like; "busuti", "kanzu" and drinks. If the dowry is paid, the boy is allowed to marry the girl. They become husband and wife.

Mr Sankara thanked Mr Gasumba and his friends for the interesting talk. The pupils thanked them too.

Item:

Riddles

- ◆ I am a young woman,
Dressed in a white dress
I have bridesmaids with me
Who am I? (Bride)

- ◆ I am a young man
Smartly dressed and happy
I am waiting for my bride
Who am I? (Bridegroom)

THEME 10: OUR HEALTH

Item: Situational game

Anna: Hello Hannah! Are you alright?
Hannah: No, I am not. I am sick, I am suffering from malaria.
Abigail: What's wrong Hannah, do you have mosquitoes in your compound?
Hannah: Yes, there are many mosquitoes around our home and the whole place is bushy.
Abigail: That is why you are not alright. Mosquito bites cause malaria.
Hannah: What can I do then to prevent them?
Abigail: Always cut the long grass short and clear all the bushes around. You need to keep your compound clean too. Pour stagnant water away.
Anna: cover your food to prevent houseflies from falling on it. Tsetse flies and cockroaches also spread germs.
Abigail: Yes should spray all the flies and remember to keep clean.
Hannah: Thank you very much Anna and Abigail.

Item: Poem

1. Vectors!
You make us sick
Mosquitoes hiding in stagnant waters and bushy compound
At night, slowly they enter our houses
Giving warning of an endless cry!

When you hear them cry no more,
They are busy biting us!
Alas! In the morning. Its Malaria
Body temperature rises and sometimes vomiting

2. Vectors!
Houseflies, fleas and bed-bugs!
For how long will you suck our blood!
Tsetse flies bring sleeping sickness to people
We don't want you.
Rats enter our houses eating everything they come across, even our beautiful legs and tinny fingers!
Cockroaches are worse! In dark places and in cupboards, on our food with dirty legs!
Cover cover cover your food!
Vectors are bad!
They spread diseases like cholera, malaria, trachoma, yellow fever!

Remember to slash your compound, smoke the latrines, sweep all over and clear around the home!
Together we shall finish vectors!!

Item: Rhyme

Clean clean
Cleanliness is healthy
To be clean

I wash my body
Slash the compound
Scrub the toilet
Pick the rubbish and throw it in the pit
I sleep under a mosquito net
To avoid mosquito bites.

Item: Rhyme

Healthy! Healthy! Healthy!
I eat clean food!
I sweep away the dirt
I bury the rubbish
A healthy mind in a healthy body
Is what I am!

Item: Rhyme

Food, food, food
Without food you cannot stand
Food food food
Without you I cannot read
Without you I cannot play
Without you I cannot sleep
Without you I cannot grow
Food, food, food

Item: Tongue twisters

- ◆ She sells sea shells on the sea shore. She sells sea shells no more
She sells sea shells on the sea shore,
But the sea shells that she sells
On the sea shore are not the real ones

- ◆ Baboon bamboo, baboon bamboo, baboon bamboo,
baboon bamboo, baboon bamboo...

- ◆ Sister Susie sells sea shells on the sea shore.

- ◆ Betty bought butter
But butter was bitter
She bought better butter
To make bitter butter better.

Item: Healthy messages

- Bathing regularly will keep us healthy.
- Always wash your hands before and after eating food
- We must always sleep under mosquito nets
- Always collect rubbish and put it in the dust bin
- Wash hands with soap and water after visiting a toilet or latrine.
- Always cover food to avoid dirt.

- Always wash your hands after touching any dirt.
- Always visit hospitals when you are sick or ill.

Item:

Song

Collect and burn rubbish everyday x3

If you want good health.

If you want good health x2

Collect and burn rubbish everyday x3

If you want good health

Wash your body be clean everyday x3

If you want good health

If you want good health x2

Wash your body be clean everyday x3

If you want good health

Eat clean food be healthy everybody x3

If you want good health

If you want good health x2

Eat clean food be healthy everyday x3

If you want good health.

(Tune: Read you bible, pray every day)

Item: Situational game

Blessing: What is the matter Miracle?

Miracle: I am not feeling well.

Blessing: Are you sick?

Miracle: Yes, I am. I think I have malaria. There are many mosquitoes around our home.

Purity: You should always sleep under a mosquito net.

Blessing: Do you clean your compound and burry all the rubbish?

Miracle: I always but from today, I am going to keep clean.

Item: Conversation chain

Samuel: Daniel how often do you wash your body?

Daniel: I wash my body twice a day.

Samuel: That is good Daniel, make sure you also collect rubbish and put it in the dust bin, wash hands after visiting the toilet and wash away all the dirt.

Daniel: ok please. I even sleep under a mosquito net to avoid falling sick.

Samuel: O,ooh, even sleeping under a mosquito net is healthy.

Daniel: Thank you for reminding me about good health habits.

Item: Story

Our head teacher Mr Pincho, invited a health officer to come and teach us about basic health and hygiene in our school. He introduced the officer as Mr Emmanuel Ongom.

The officer talked about health and sanitation and the effects of poor sanitation. He said that we should always clean our compound, pick all the rubbish and throw in the rubbish pit.

He also told us to eat clean food to be healthy and always wash our bodies with soap to prevent getting lice and falling sick. He also said we should keep our latrines and toilets clean and always remember to sleep under a mosquito net. He said if we don't wash our beddings often, bedbugs and

fleas would attack us. We were also taught to always cover our food. Houseflies fall on uncovered food and leave germs on the food. It was a very good talk we learnt a lot from MrOgom.

We were all very happy for learning about health and sanitation. Our head teacher thanked the health officer and promised him that next time he visits our school; he will find posters of health messages and a changed school. He told us that we were going to make posters.

Item: Rhyme

When I brush my teeth
I am able to laugh and smile
When I cut my nails
I prevent the germs
When I wash my body and clothes
I don't smell

Item: Rhyme

I use a sponge to clean my body
I use a brush to clean my teeth
I use a comb to comb my hair
I use a razorblade to cut my nails
I use water and soap to wash my body and clothes.

Item: Song

I like working x2
Cleaning myself
And my home
Cleaning cleaning
Every where now
Keeps me healthy x2

When I wash clothes x2
I use water
Water and soap
Dry the clothes up
In the sunshine
Keep me healthy x2

Come and join me x2
Everybody x2
Keeping healthy
Play together
Come and join me x2
(Tune: London is burning)

Item: Dialogue

Tom: What do you use to brush your teeth?

Sam: I use a brush and toothpaste.

Tom: What do you use for bathing?

Sam: I use a sponge, water, soap a towel to dry myself and I also wear slippers while in the bathroom.

Tom: After taking a bath, what do you do next?

Sam: I wear clean and ironed clothes and my polished shoes. I comb my hair to look smart all day.

Tom: Do you clean the bathroom?

Sam: oh yes. I scrub the bathroom with a brush, soap and water.

Item: Song

When I wake up in the morning x2
I wash my face
I brush my teeth
I comb my hair
When I wake up in the morning x2
I put on my uniform
I wear my shoes
I run to school
When I wake up in the morning...

Item: Rhyme

When I wake up in the morning
I brush my teeth
And this is the way I brush
Shoo, shoo, shoo

After brushing my teeth
I wash my body
And this is the way I wash
Pwa pwa cru cru pwa pwa cru

Item: Health messages

- Always brush your teeth with toothpaste
- Always wash your body with soap
- Always keep clean
- You will not fall sick
- Always cut your nails short
- Always cut your hair
- Always keep clean
- Always clean your utensils
- Always clean your house
- Always clean your compound
- Always clean your toilets and latrines
- Always keep clean
- Hygiene, hygiene, hygiene...

Item: Riddle

I have one hole
Sometimes I am covered
Sometimes I am smoked
You squat on me
What am I? (Latrine)

Item: Riddle

I live among thorns
Tell me.
Who am I? (Tongue & teeth)

Item: Riddle

I keep people healthy
When eaten properly
People cook me and enjoy me
I am eaten at lunchtime
I am eaten at supper time
What am I? (Food)

Item: Rhyme

4 Fs 4Fs 4Fs
What are they?
4 Fs 4Fs 4Fs
These are;
Faeces, flies, fingers, food
How do the 4Fs affect our lives?
Do you know?

Item: Story

Early in the morning I wake up, get my towel and go to the bathroom. I get my tooth brush, put on the toothpaste and brush my teeth. I have a lovely mother who cuts off my nails and polishes my shoes every evening.

Her friend Mrs Musisi's children do not like bathing in the morning. It is a good habit always to cut our nails short, bathe daily, polish our shoes and drink boiled water to avoid getting sick. We should encourage our friends to have handkerchiefs while sneezing to cover their nose and be smart always.

Item: Dialogue

Olala: Did you use the latrine?

Muhumuza: Yes, I did.

Olala: My teacher taught us about the 4Fs and how they spread germs.

Muhumuza: What do you mean by 4Fs?

Olala: Eee ee! You mean you don't know the 4 Fs? These are; Faeces, Flies, Fingers and Food.

Muhumuza: How about them?

Olala: if you do not use a latrine and there are faeces around, the flies fall on them and then the flies go to your food. When you touch your food with your fingers and You eat the food with germs, you fall sick.

Muhumuza: Eee! That is bad.

Olala: Yes, we should always wash our hands after visiting the toilet and latrine, and before and after eating food.

Item: Song

Food Food Food is good
Don't forget to cover
Cover, cover, cover your food
You will chase flies.

Clean clean cleaning is good,
Don't forget to clean
Clean, clean, clean your toilets
Clean, clean, clean you latrines
You will prevent diseases

Wash wash wash your hands
Don't forget the soap
Wash wash wash your hands
You will prevent germs.
(Tune: Row row, row your boat)

Item: Health messages

- Always use the latrine to avoid flies
- Don't eat food before washing hands
- Wash your hands to prevent germs
- Always spray flies around
- Always cover pit latrines and toilets
- Always clean the compound
- Live in a clean and healthy compound
- Avoid eating cold food

Item: Story

In the village of Koloti, people never had latrines. They could just go in the bush to ease themselves. So faeces were scattered all over. Flies, black flies, green flies and blue flies. These flies could sit on the faeces then dance on the food. People did not bury the faeces. They did not even cover their food, so flies could enjoy themselves. From the garden, they could not wash their hands before eating.

One day all the people in the village fell sick because of the germs. They called a health centre doctor who educated them on how germs are spread and how to prevent diseases.

He told them that, they should always have latrines and toilets and cover them to prevent flies. He told them to always wash their hands after visiting the toilets, before and after eating food. He also told them to always have a clean compound, kitchen, utensils, house, clothes and bodies. The Village people were very happy and from that day, built latrines and toilets.

SCHOOLS ANTHEM

Marching along

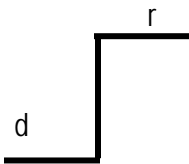
We young women and men of Uganda are marching along the path of education singing and dancing with joy together uniting for a better Uganda.

We are the pillars of tomorrow's Uganda let's rise now embrace true knowledge yielding discipline resourcefulness, to rebuild the great, great pearl.

We know the way into the land of enlightenment has thorns, creepers, valleys and mountains. Come what may, we shall overcome, for the glorious times to come.

Parents and teachers and the youths of this nation, rise with us; support our endeavours, led by God who is the source of life, to uplift our motherland.

Solfar notes



Note: please check the solfa-notes on the music page

Item: Rhyme

Tiny as I am
Blood-hungry
They call me HIV
I really do harm
Especially to those who are careless
I destroy you completely
And I enjoy it
How thin you become
And they say you are slim
Take care

Item: Song

We are the young generation, we are crying for our future, there is AIDS, which kills, so many good people have died.
Please you advise, what can we do?

Dear mothers, fathers there is AIDS which kills, many good people have died;
please you advise? What shall we do?

Elders x2 there is AIDS, so many good people have died. What shall we do?
(Teacher's tune).

Item: Rhyme

Run! Run! Run!
Away from the city
Away from the village

Run! Run! Run!
Run in the sun
Run in the rain drops

Run! Run! Run!
Run round the trees
Run little races

Item: Reading messages related to AIDS

- Live safely and well everyday
- Say no to gifts
- Always say no to sex
- You have a right to say no to sex and forced marriage
- Say no to early marriages and other cultural harmful practices
- Respect between boys and girls is healthy
- Say no to bad touches
- Virginity is healthy for both boys and girls
- stay a virgin
- Avoid bad touches, lonely places and gifts
- Do not share sharp objects
- AIDS kills
- AIDS has no cure
- Early pregnancy is bad
- Say no to AIDS
- SAY NO TO AIDS
- Cross out HIV/AIDS

Item: Song

The time has come x2
For you and I
To say No, No, No to AIDS

This is the message today!
Say no to AIDS X2

Sugar Daddy!
No! No!
Do not touch me
Go away
Take away your AIDS!

Chorus

Sugar mummy
No! No!
Do not touch!
Go away!
Take away your AIDS.

Chorus

Item: A story

HIV/AIDS is a killer disease which has no cure. It is caused by a virus which weakens our white blood cells so that the body cannot fight or resist disease. There are so many ways how one can get HIV/AIDS. One can get HIV/AIDS through having sexual intercourse with an infected person. One can also get HIV/AIDS through sharing sharp and piercing objects like needles, pins, razor blades, injections with an infected person. HIV/AIDS may lead to some other sicknesses like; fever, flu, cough, malaria and diarrhoea which weaken the body. HIV/AIDS is a strong disease which kills the white blood cells.

A person with HIV/AIDS will lose weight develop sores in the mouth and throat. He will develop wounds and rashes all over the body, excessive vomiting and diarrhoea. A person may not want to eat or drink. Since HIV/AIDS has no cure, many people lose hope, become sad and die fast.

HIV/AIDS can be prevented by abstaining from sex, refusing bad touches, avoiding lonely places and saying no to gifts. Respect for each other, saying no to early marriages and other harmful cultural practices. Knowing that virginity is healthy for both boys and girls can also help one to avoid getting the deadly disease.

Remember HIV/AIDS has no cure. Stand out from the crowd, say no to AIDS, fight AIDS and cross HIV/AIDS. We need a free HIV/AIDS sub-county.

Item: Story

There lived a boy, Kasumba, who used to escape from school and join bad groups. One day he went to watch a movie with his friend Katata. He liked telling lies all the time to his parents and teachers too.

One day he was caught up in wrong and he was punished by his teachers. Kasumba decided to live school and join Katata who was a bar attendant. After one year he started falling sick all the time. He developed a rash all over the body, became very thin and unhealthy all the time. His friend Katata advised him to visit any hospital and check his health. He took Katata's advice and went to the

hospital. The doctor tested his blood and he was positive. The doctor told him that, "he had AIDS"
Kasumba cried.

Oh! AIDS, AIDS, AIDS the killer.

Item: Dialogue

Felly: What's that I hear everywhere?

Jolly: A cry of AIDS, killing everybody.

Jude: What can we do? It has killed the young and the old, AIDS, AIDS!

Felly: Oh! Let the young abstain from sex until marriage. Elders should avoid unprotected sex.

Jude: Yes, you are right. We must kick AIDS out completely

Felly: Eee, we should fight and protect our young generation from AIDS.

Jolly: Remember, AIDS.

Item: Poem

AIDS
Oh! AIDS!
The mention of your name
Scares me out of my skin
Out of the darkness, you crept in
And swept our continent
From North to South
And from East to West
Thousands and thousands
You have killed
Spoiled the beauty of our continent
Causing no meaning to life
Yet you are not satisfied
AIDS! Do you have any mercy?

AIDS
Oh AIDS!
You are deadly monster
You have taken our fathers and mothers
Sisters and brothers
Homes are but full of graves
Children are orphans
Women are widows
Men are widowers
Why? Just because of Mr. Slim.
Others call you "kill me quick"
Scientists have gone to the moon
Made deadly weapons
Yet your cure has defeated them
AIDS, Do you have mercy?

Item: Poem

AIDS! AIDS! AIDS!
AIDS the killer disease
AIDS the burden to people
Oh! AIDS
Oh! God, help me to destroy AIDS!

AIDS! AIDS! AIDS!
AIDS the monster
AIDS, what do you want from us?
Oh! AIDS!
OH! God, help me to destroy AIDS!

AIDS! AIDS! AIDS!
AIDS the unkind disease
AIDS full of sorrows!
Oh! AIDS
Oh! God, help me to destroy AIDS!

Item: Singing simple melodies

(d r m r r d) or
m r r d

Note: Please teachers, check the solfa-notes on the music page

Item: Story sum

Ritah had 6481 fruits and Teddy had 4539 fruits. How many are they altogether?

Item: Song

Jesus we are here
Jesus we are here
Jesus we are here
We are here
Waiting for you

Saviour we are here
Saviour we are here
Saviour we are here
We are here
Waiting for you

Healer
Redeemer
Counsellor

Item: Proverbs

- Reckless words pierce like a sword, but the tongue of the wise brings healing
- He who spares the rod hates his son but he who loves him is careful to discipline him.
- Do not boast tomorrow for you do not know what a day may bring.

THEME 11: BASIC TECHNOLOGY

Item: Similes

- As black as charcoal
- As white as milk
- As red as blood
- As Hard as a stone
- As beautiful as a rainbow
- As humble as a crested crane
- As high as the sky
- As tough as a warrior
- As sweet as honey
- As light as a banana fibre
- As beautiful as a flower
- As swift as an arrow
- As slow as a snail
- As loud as thunder
- As tough as a lion
- As large as a whale
- As busy as a bee
- As strong as a lion
- As deep as a well
- As weak as a reed

Item: Proverbs

- Lazy hands make a man poor, but diligent hands bring wealth.
- He who gathers crops in summer is a wise son, but he who sleeps during harvest is a disgustful son.
- The fear of the Lord is the beginning of wisdom.

Item: Dialogue

- Eria: Hello Emma, what are you doing?
- Emma: I am making balls, ropes and mats from banana fibres.
- Eria: You know what! You can even make a very good mat from straws.
- Emma: Straws! These plastic straws we use for drinking water, soda and juice?
- Eria: Yes. They are very useful.
- Emma: Thank you Eria. Next time I am going to make a mat out of straws.
- Eria: I am sure you will like it because straws are stronger than banana fibres.

Item: Reading Puzzles

P	A	P	E	R		
A	[Redacted]					
L						
M					A	T
S					T	R

Item: Story

Mr Monday was born on a Monday and so his parents called him Monday. Mr. Monday makes toy cars, bicycles, bags, candles and mats from different things. He uses things like straws, wires, banana fibres and clay soil from the swamps to make all these things. His shop is called "Blessed shop" because it has everything.

Mr and Mrs Monday plus their two children all work very hard. Whenever it is a market day, Mrs. Monday and the children take some of their toys to the market for sell. Mrs. Monday and the children sit under a big tree in the market and display their things.

They get many customers and at the end of the day, they go back home very happy. Mr. Monday's Children would like to be like their father in future. Their father tells them to be hard working and be very creative.

Item: Story

Mrs Budongo has a big crafts shop

One day our teacher took us to see the crafts.

He told us to ask questions. So we asked Mrs Budongo what materials the crafts were made of.

She said, "There are many things we can use to make each of these beautiful things you can see" Kalumba asked her, "Can we use clay?" "Oh yes! We can also use bottle tops, sisal, seeds of different plants, strings and so many others" said Mrs Budongo.

"Whenever you are at home, collect many things and bring them to school. You will use them during your art and crafts lesson. So every week, we collect things and take them to school. So far we have collected different seeds, straws wires bottle tops, tins, news papers, plastic bags and strings" we are going to make many things, like the ones like the ones in Mrs Budongo's craft shop.

Item: Rhyme

I am going to make a little ball

I will use banana fibres

I am going to make a little ball

I will use the sisal and strings

I am going to make a toy car.
I will use straws and wires
I am going to make a small mat
I will use banana fibres
We can make a lot of things using
All things God made.

Item: Rhyme

I like yellow I like green
I like green
We like blue
But yellow is better

I like red
I like black
We like white
But red is better
(Keep adding other colours)

Item: Story sum

Musana likes balls: One day he bought 213 balls, then picked 111 more. How many balls did he get altogether?

Item: Rhyme

Bananas in the forest
Bananas are the best
Potatoes looking good
Potatoes are sweet
Mangoes are ripe
Mangoes are sweet
Give me a piece
Oh! Oh! Oh!
I love food.

Item: Song

Old Mafabi had a farm
Full of many foods
And on his farm he had some beans
Iya iya ho
With the peas and the rice, cassava and meat,
Here milk, there millet, maize
Everywhere food food.
Old Mafabi had a farm iya iyawo
(Replace with others)
(Tune of Old Mac Donald)

Item: Rhyme

Food, food, food
Without food you cannot stand
Food food food

Without you I cannot read
Without you I cannot play
Without you I cannot grow
Without you I cannot sleep
Food food food.

Item: Rhyme

For want of food, the pan was broken
For want of play, the ball was taken
For want of sleep, the bed was wet
For want of a rest, the time was lost
For want of joy, all faces were sad.

Item: A song

Eat good food
To grow everyday X3
Eat good food
To grow everyday
If you want good health. X2
If you want good health.
Eat good food
To grow everyday
If you want good health
(*Tune Read Your Bible, pray every day*)

Item: Rhyme

The child that eats good food always grows well
The child that eats bad food always falls sick
Bananas, mangoes, milk and fish make a child to study well
Try to eat all types of foods to grow so strong and play with fun.

Item: song

This is the way we weave baskets
We weave baskets x2
This is the way we weave baskets everyday
This is the way we plait our hair
We plait our hair x2
This is the way we plait our hair everyday
Knead our things
Model our things
Draw pictures

(*Tune: This is the way we brush our teeth*)

Item: Riddle

You get me from swamps
You model things from me
And sometimes make bricks
What am I? (Clay soil)

Item: Riddle

Animals and birds leave in me
You get firewood from me
And sometimes fruits
What am I? (Forest)

Item: Tongue twister

A tree toad loved a she toad
Who lived up in a tree
He was a two-toed tree-toad
But a three-toed toad was she
The two-toed tree toad tried to win
The three-toed she toad's heart
For the two-toed tree toad loved the ground
That the three-toed tree toad trod
But the two-toed tree toad tried in vain

Item: Story

God created man and gave him wisdom and knowledge. He gave him the brains to think very fast and the hands to work. In the beginning, man started making things from fibres and needlework. He was weaving things like baskets, hats, mats and bags. He even made ropes and sacks from sisal.

Everything was beautiful but man went on thinking about brick making, pottery and modeling. He made use of the swamps to get clay soil to make bricks for building permanent houses and sometimes could sell the bricks and get money. He did not stop at only brick making, he modelled beautiful flower vases, tea pots, cups, small and big pots. This man did not stop there, he thought of a carpentry. He went and collected timber from the trees. He made tables where people eat from now. He made the chairs big and small for sitting on and beds for sleeping in. Haa! Man! All the time, this man was thinking of what to do next. He thought of welding. He started cutting scraps and putting them in a good shape to make nice things. He made the doors and strong gates that open using electricity. Eeh! even electric doors which are automatic!

Man is not just sitting. Day and night he is thinking of what to do next. He has brought in new things which were not there like charcoal stoves and hot plates. We thank God for all these things in the environment like the swamps, trees, forests, fibre, grass soil (clay soil) water and giving man knowledge to use all things.

Item: Chain game

Patrick: Steven, what is that?
Steven: It is a banana fibre
Patrick: What can you make out of a banana fibre?
Steven: I can make a ball. Dan what can you make?
Dan: I can make a rope. Moses what can you make?
Moses: I can make a bag. Sarah and Loy, what can you make?
Sarah and Loy: We can make a mat.
Patrick: Steven, what can Sarah and Loy make?

Steven: They can make a mat.

Item: Song

Religious leaders, business men.
The environment club has a word for you.
A word concerning our environment.
Join the struggle we have to win.
What shall we do when all the trees are cut?
The question goes to the wood cutters.

Chorus

What shall we do when all the swamps are drained?
The question goes to the farmers

Chorus

What shall we do when all the green is burnt?
The question goes to the bush burner and herdsmen!

Chorus.

Item: Story

Natural resources and artificial sources help us to make many different things in our environment. The natural sources are things made by God. They include rivers, lakes, forests, grass, plantations, all vegetation and land.

Artificial resources are man-made things. People settle around swamps, forests, rivers and lakes because the soils are fertile, and so many activities take place around them. Such activities are farming, fishing and making many things from clay soil like pots, bricks, tiles and toy cars for children. From land, we also get banana plantations where we get banana fibres for making ropes, mats and different toys. However, we can also make the above things from straws and palm leaves too.

Swamps are good for growing rice, sugar canes and yams.

Forests are good. Tree harvesting takes place in forests. When the trees are cut down in the forest, the poles are taken to saw mills to process them into timber. From timber we get chairs, tables, cupboards and beds. Forests are homes of wild animals. They also increase rain formation.

Then from scraps and wires, we can make toy cars like lorries and bicycles for children for playing with at home. We should protect and conserve our environment.

Item: Story

Grand Mother

There was an old woman who was very intelligent. She was staying in Mityana village. She used to move around the village collecting natural materials like banana fibres from banana plantations and palm leaves from swamps.

At night she used to gather her grand children around fire places and taught them to make items like balls, mats, bags, hats, door mats and others from natural materials.

Every end of the month she would gather all the materials made and take them for sale. In this way, she was able to buy food and clothes for her grand children.

Item: Song

Here comes the bride, she's full of pride
All of you present turn your heads and behold
Her steps so firm, she will confirm
That she has been and will always be bold
Inside her heart, she's full of joy
She approaches to meet the boy

My prayer is quite short and without lie
My darling leads me now to the alter
So that I become your dear little legal star
And you will be my own until I die

Champion of virtue boldly advance
Flower of all beauty gently advance
Now the loud mirth of revelling is ended
Night bringing peace and bliss has descended
Fanned by the breath of happiness rest
Closed to the world by love only best

Guided by us, thrice happy pair
Enter this doorway, it love that invites
All that is brave, all that is fair
Love now triumph forever unite

NOTE: (Teachers please sing only the first verse with the class)

Item: Song

Our environment
We love you very much
All of us
We love you very much
You look so beautiful
To us all
But some people like to cut you down

THEME 12: ENERGY

Item: Situational game

Martina: Go and collect firewood for cooking food.
Deborah: Fire wood! Why don't you use charcoal on the charcoal stove? You only need paraffin to light it.
Martina: That is a good suggestion.
Faith: Hhm! For us at our home we use electricity for cooking and lighting!
Desire: What about when it goes off?
Faith: When it goes off, we use a generator with diesel to light the house.
Martina: Eee! you are very lucky. For us we use a lamp with paraffin!

Item: Poem

Electricity what a friend you are! We use you for cooking, ironing, lighting preserving food and drinks.

Oh! What a friend you are!
Sun, sun how precious you are!
You provide natural light to us
For the better growth of plants
You dry our clothes
You give us vitamin D
You give us warmth
You give us solar energy

Item: Rhyme

The fire's gone out
The fire's gone out
Pick up the sticks
That are lying about
One two three...
Lay them in turn
And then the fire
Will brightly burn
One two, three

Item: Rhyme

Water in pots
Water in pans
Water in kettles
Water in cans
It is always the shape

Of whatever it's in
Bucket or kettle
Bottle or tin
All is water.

Item: Composition

My name is water. I live with you every day. I am used for cooking, drinking and washing. I give you hydro-electricity power (H.E.P). I have friend with whom I work. These are wind, fire, and the sun... My friend the sun gives you solar energy. My friend the wind helps you to fly kites, run wind mills and cools you. My friend fire and electricity from the sun help you in cooking, ironing, lighting.

But sometimes we don't agree with my friends. When you are with me, you can't touch electricity; you will be shocked and sometimes killed. When fire burns people's things, I put it out. When you are careless with electricity after ironing and you leave it on, I burn the house. Please always be careful with me and my friends when you are using us. Always switch off machines after using to avoid danger. Do not play with us and report anything bad or faulty about us. Otherwise, we are the three great friends who live sometimes in disagreement.

Item: Dialogue

Smart: Phiona, Yesterday our teacher Mr. Zziwa taught us about hydro electricity.

Phiona: What about it?

Smart: It is the power which originates from water.

Phiona: Eee, I even hear about solar energy. What is that?

Smart: Solar energy is the power from the sun.

Paddy: Yes, hydro-electricity and solar energy are important. We use it for ironing, cooking, running machines and provides light.

Smart: Our teacher said electricity is important but we need to be very careful with it; it is dangerous!

Item: Rhyme

Oh! Look at the sun
Big and orange
So round and bright
In the sky
Oh! What a beautiful sun.

Item: Riddle

I am round
I give light to all people in the world
What am I? (Sun)

Item: Song

My dear children x2
I love you x2
Keep away from fire x2
To be safe x2

My dear children x2
I love you x2
Play far from electricity x2
It is dangerous
(Tune: *Baby Jesus, I love you*)

Item: Rhyme

O, look at the moon!
Shinning up there;
It looks like a lamp in the air.
Last week she was smaller.
And shaped like a bow;
But now she is bigger
And round as an O!

Item: Rhyme

Oh! Look at the moon
Like a big silver spoon
Round and bright
In the sky
In the night.

Item: Rhyme

Moon – Come – Out
And sun – Go – In
Here is a soft blanket
To cover your chin
Moon – Go – In
And sun – Come – out
Throw off the blanket and move about.

Item: Story

Long ago in the plains of Western Uganda there lived a young man called Sufa. He lived with his wife and his elderly mother.

Sufa was a hardworking man who had everything in his house. He had Solar energy, electricity and a generator. Sufa was always kind and friendly. He helped people to extend power to their houses. Functions are always performed to remember the great man.

Item: Song

We thank you Jesus x3
In my heart

We thank you Jesus x3
In my heart

We cannot do without you, we cannot do without you ...

We praise you, praise you Jesus....
We love you, love you Jesus...
We thank you, thank you Jesus...

Item: Proverbs

- Plans fail for lack of counsel, but with many advisors they succeed.
- A greedy man brings trouble to his family, but he who hates bribes will live.
- Better a patient man than a warrior, a man who controls his temper than one who takes a way a city.
- Better a meal of vegetables where there is love than a fattened calf with hatred.
- He who listens to a life-giving rebuke will be at home among the wise.
- He who seeks good finds good will but evil comes to him who searches for it.
- Truthful lips endure for ever but a lying tongue last only a moment.
- A heart of peace gives life to the body but envy rots the bones.
- He who is kind to the poor lends to the Lord,
And he will reward him for what he has done.
- Discipline your son, for in that there is hope; do not be a willing party to his death.
- A fool's lips bring him strife, and his mouth invites a beating.
- He who answers before listening – that is his folly and his shame.
- He who robs his father and drives out his mother is a son who brings shame and disgrace.
- What a man desires is unfailing love, better to be poor than a liar.

MUSIC: THEME 2 TO 9

Theme 2: Livelihood in our sub-county/Division

d	d	d	d	d		
d	r	d	r	d	r	d
d	r	r	r	d	r	d

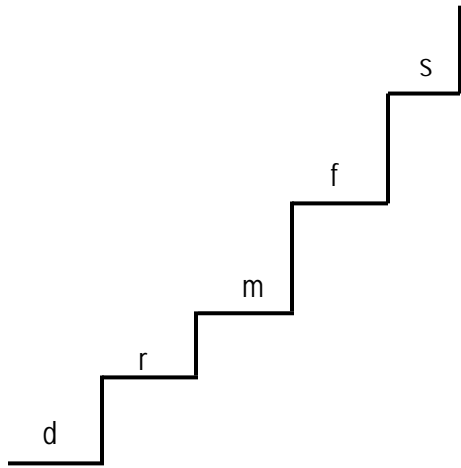
d	d	r	r	d		
d	r	m	r	d		
d	r	m	m	m		
d	r	m	r	d	r	m

Theme 3: Our Environment

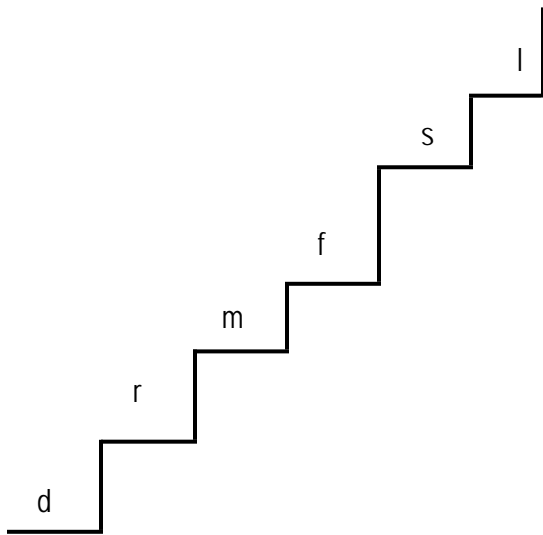
Simple Melodies

d	d	r	m	d	d	r	d
d	r	r	m	m	m	r	d
m	r	m	m	d	r	m	m
d	r	m	r	d	r	m	m
d	d	r	r	m	r	r	d

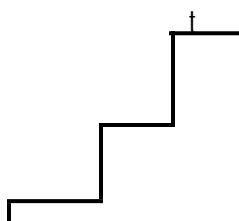
d	r	m	f				
d	r	m	f	d	r	m	f
d	r	m	f	d	r	m	f
d	r	m	f	d	r	m	f
d	r	m	f	d	r	m	f
d	r	m	f	d	r	m	f
d	r	m	f	d	r	m	f
d	r	m	f	d	r	m	f
d	r	m	f	d	r	m	f
d	r	m	f	d	r	m	f



d	r	m	f	s				
m	f	s	s	f	s	s	s	
d	r	m	r	m	f	s	s	
m	f	s	f	s	s	f	m	
s	s	f	m	f	s	s	s	



d	r	m	f	s	l				
d	r	m	f	s	l	s	l		
m	f	s	l	l	s	s	s		
s	s	l	l	s	f	m	m		
s	l	s	l	s	l	l	s	s	



l

s

f

m

r

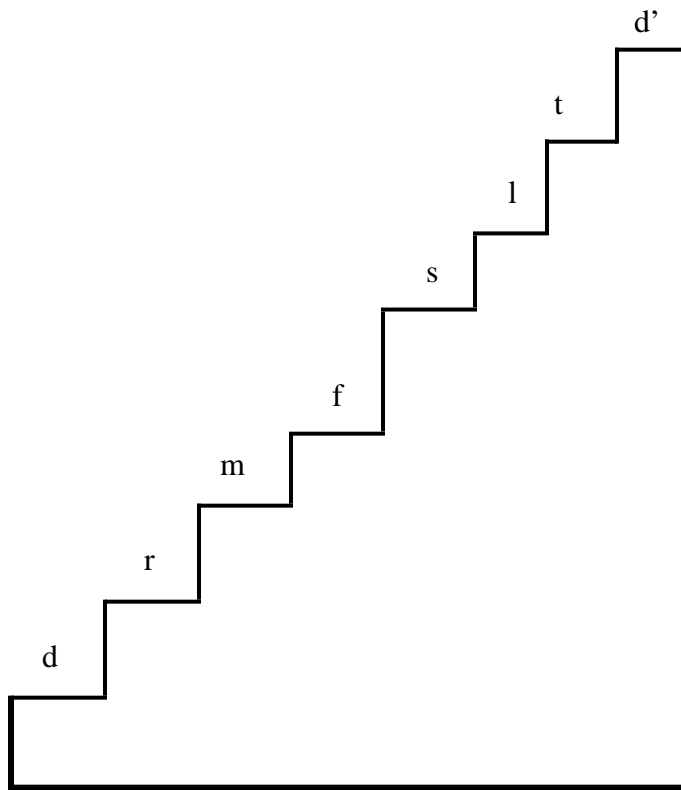
d

d	r	m	f	s	l	t	
d	r	m	f	s	l	t	t
s	l	t	l	s	l	t	t
m	f	s	l	l	t	t	l
s	l	t	t	t	l	s	s

Melodies

d	d	r	m	r	r	d	d
m	m	r	r	m	f	f	s
m	f	s	l	s	f	m	m
s	s	s	l	t	l	s	s
d	r	m	r	d	r	m	m
m	f	s	f	m	f	s	s
d	r	m	f	s	l	s	s

THE MAJOR SCALE



Theme 4: Our Environment and Weather Simple Melodies

m	r	d	r	m	r	r	d
d	r	m	f	m	r	d	d
m	f	s	f	m	f	m	m
m	m	f	f	s	s	f	m
s	s	l	l	t	l	l	s
m	f	s	s	l	l	l	t
d	r	m	f	s	l	t	d

Theme 5: Living Things Simple melodies

d	r	d	r	m	f	s	s
s	s	f	m	r	d	r	d
m	m	f	m	r	d	r	d
d	r	m	f	m	r	r	d
s	l	t	l	t	l	s	s
d	r	m	r	m	m	r	d

Theme 6: Plants Simple melodies

m	m	f	s	f	m
---	---	---	---	---	---

s	l	l	t	l	l	s	
s	l	s	l	t	t	d'	
m	m	f	s	s	l	t	d'
d	r	m	f	m	r	r	d
d	r	m	f	s	l	s	s

Theme 7: Managing of Resources

Simple melodies

d	r	m	m	m	f	f	m
m	r	m	m	f	r	r	m
s	l	s	f	m	r	r	m
d	r	m	f	s	l	l	s
m	r	m	f	s	f	m	m
s	s	f	f	s	l	l	s
s	l	t	t	l	l	t	d'

Theme 8: Keeping peace in our Sub-county/Division

Ascending and descending order

d	r	m	f	s	l	t	d'
m	f	s	s	l	l	t	d'
s	s	s	l	l	t	t	d'
d'	t	l	s	f	m	r	d
t	l	s	f	m	r	r	d
s	f	m	m	m	r	r	d

Theme 9: Culture and Gender

Simple Melodies

s	s	f	m	r	s	f	m
m	f	s	l	s	f	m	m
d	r	r	m	m	r	r	d
s	s	l	s	f	m	r	d

CHRISTIAN RELIGIOUS EDUCATION TERM I

Item: Song

Whom shall I send to my people
God Almighty sent Moses
Are you ready to respond?
Oh! Send me Lord I will go.

Chorus:

Who am I X4 Who x3 am I?
Who am I?
To say no!

Whom shall I send to Ninevah
God Almighty sent Jonah
Unless they respond to you
I destroy Ninevah!

Chorus:

Whom shall I send to my people?
God almighty sent Isaiah?
Are you ready to respond?
Oh! Send me Lord I will go.

Item Song

Father Abraham, had many sons, and many sons had father Abraham
I am one of them and so are you, so let
Us praise the lord.

Right hand, Father Abraham

Left hand, Father Abraham

Right leg, Father Abraham

Left leg, Father Abraham

Nod your head, Father Abraham

Turn around, Father Abraham

Right hand, left hand, right leg, left leg, nod your head, turn around and sit down, Father
Abraham ...

Item: Song

My soul magnifies the Lord
And my spirit praises his name
Even death could not hold him captive

Even in the grave
He is Lord x2

Even in my heart
He is Lord x2

Even in my life
He is Lord.

Item: Song

Hosanna x3
To the King of Kings x2
Lord we lift up your Name
With our hearts full of Praise
Be exalted oh! Lord my God
Hosanna in the highest!

Sing Glory x3
To the King of Kings
Lord we lift up your name
With our hearts full of praise
Be exalted oh! Lord...
Hosanna in the highest!

Item Rhyme

Jesus is the best friend
I know that he loves me
He helps me when I'm feeling sad
I'm glad that he loves me.

Jesus is the best friend
I know that he loves me
He helps me when I feel alone
I'm glad that he loves me.

Jesus is the best friend
I know that he loves me
He helps me when I'm happy too.
I'm glad that he loves me

Item: Song

These are the days of Elijah
Declaring the Word of the Lord
And these are the days of your servant
Moses Righteousness being restored
And though these are days of great trials
Of famine and darkness and sword still
We are the voice in the desert crying
Prepare yee the way of the Lord!

Behold he comes! Riding on the clouds!
Shining like the sun! At the trumpet call
Lift your voice! It's the year of Jubilee!
And out of Zion's hill salvation comes!

And these are the days of Ezekiel
The dry bones becoming as flesh
And these are the days of your servant David
Rebuilding a temple of praise
And these are the days of the harvest
The fields are as white in the world
And we are the labourers in your vineyard
Declaring the word of the Lord!
There's no God like Jehovah! X8

Item: Song

Jesus' love is very wonderful x3
So wonderful love
So wide that you can't get over it
So deep that you can't get under it
So high that you can't get over it
Oh! Wonderful love

Item: Song

He rose x2
He rose from the death
And the Lord shall bear his children home x2

The angel came from heaven and rolled the stone away
And the Lord shall bear his children home.

Mary came running
Her saviour for to see x3
And the Lord shall bear his children home

The Angel came out
And told them, Jesus Christ has risen
And the Lord shall bear his children home.

TERM II

Item: Song

Spirit spirit spirit
Spirit fall on me x2
On the day of Pentecost
Spirit fall on me x2

Fire, fire fire x2
Fire fall on me x2
On the day of Pentecost fire fall
On me x2

Item: Song

Worship the Lord in his presence we stand
He cares for us and he understands.

Come Holy Spirit reaching us now.
Grace, joy and peace love abound

Chorus: He is Holy x3 is the Lord
He is Worthy x3 is the Lord
He is Loving x3 is the Lord
He is Precious x3 is the Lord

Item: Song

We thank you Jesus x3
In my heart
We thank you Jesus x3
In my heart
We cannot do without you, we cannot do without you.....
We praise you, Praise you Jesus.....
We love you, love you Jesus.....
We thank you, Thank you Jesus.....

Item: Song

Give thanks with a grateful heart
Give thanks unto the Holy One
Give thanks because He's given Jesus Christ, His son
And now let the weak say, "I am strong," Let the poor say,
"I am rich"
Because of what the Lord has done for us.

Item: Song

Let the living water flow over my soul.
Let your Holy Spirit come and take control
In every situation that has troubled my mind
All my cares and burdens unto you I roll

Chorus: Jesus x4
Father x4
Spirit x4

Item: Song

God thought of making man
Joining all the bones
Thinking of the greatest one
God thought of me
Joining together – head bone to the neck bone
Neck bone to the shoulder bone joining together
The shoulder bone to the back bone
Joining together the back bone to the thigh bone
Joining together the thigh bone to the leg bone
Joining together the leg bone to the toes...God thought of me.

Item: Song

He has given me victory
I will him higher
Jehovah I will lift him higher
He has given me peace...
He has given me victory...
He has given me Joy...
He has given me love...
He has given me hope...

Item:

Resurrection song
Celebrate! Jesus celebrate x2
He is risen
Come and celebrate
The resurrection of our Lord
Celebrate! Jesus celebrate x2

Item: Song

This is my body broken for you.
And as you eat it, remember me
This is my blood, poured out for you,
And as you drink it, remember me

Item: Song

Jesus is a winner man
A winner man x7 All the time

Satan is a loser man
A loser man x7 All the time

Item: Song

Everywhere He was
He was doing good
The Mighty Lover
Who loved the children
When the children saw him
They left their parents
Everywhere He was,
My Lord was doing good

Everywhere he was
He was doing good
The Mighty Healer
Who loved the children
When the children saw him
They left their parents
Everywhere he was
My Lord was doing good

Item: Thanksgiving song

We thank you
We thank you Jesus
We thank you
We thank you Jesus
We thank you
We thank you Jesus in our hearts.....ts
We thank you...
We thank you Jesus X3..... in our hearts.

Item: Song

My God is so big
So strong and so
Mighty, there is
Nothing my God cannot do... (clapping)

Item: Song

Whatever you do to the least of my neighbours
That you do unto me x2
When I was hungry you gave me to eat
When I was thirsty you gave me to drink
Now enter into the house of my father
When I could not see, you helped me to read
Now enter into the home of my Father
When I was laughed at you stood by my side
When I was happy you shared in my joy.
Now enter into the home of my Father
When I was lonely you gave me your love
When I was crying you gave me your love

Item: Song

Jesus is with me
With me all day
With me at work
And wherever I go
How I should love him
Who watches me so

Item: Song

Jesus loves the little children x2
All the children of the world
Young and old
They are precious in his sight
Jesus loves the little children of the world

Item: Song

I will sing Hossana, Halleluia x2
Singing round before the throne of Glory, I will sing Hossana
I will jump Hossana Halleluia x2
I will clap Hossana Halleluia
I will praise Hossana Halleluia

I will dance Hossana Halleluia
I will shout Hossana Halleluia
I will wave Hossana Halleluia

Item: Song

He has given me victory
I will him higher
Jehovah I will lift him higher
He has given me peace...
He has given me victory...
He has given me Joy...
He has given me love...
He has given me hope...

Item: Song

Jesus Loves me, Yes I know
For the bible tells me so
Little ones to him belong
They are weak but He is strong

Jesus Loves me, Yes I know
For the bible tells me so
Little ones across the sea
Where we live but we are strong

Chorus: Yes, yes Jesus loves me x2
The bible tells me so.

Jesus loves me x 4
Alleluya
Jesus loves me
Alleluya
Jesus loves me

Item: Song

Jesus' love is very wonderful x3
So wonderful love

So wide that you can't get around it
So deep that you can't get under it
So high that you can't get over it
Oh wonderful love

Item: Song

OUR FATHER

Hear our prayer we are your children
And we have gathered here today
We've gathered here to pray
Hear our cry, Lord we need your mercy

And we need your grace today
Hear us as we pray

Chorus: Our Father, who art in heaven
Hallowed be thy name
Our father, hear us from heaven
Forgive our sins we pray

Hear our cry as it rises to heaven
May your glory fill the earth
As the waters cover the sea
See our heart and remove anything
that is standing in the way
Of coming to you today

Though we are few we're surrounded
By many who have crossed that river before
And this is the song we'll be singing forever
Holy is the lord x8

Item: *The Lord's prayer*

Our Father in heaven
Hallowed be thy name
Your kingdom come
Your will be done
On earth as it is in heaven
Give us today our daily bread
Forgive us our sins
As we forgive those who trespass against us
And lead us not into temptation
But deliver us from evil
For thy is the Kingdom
The power and the glory
Now and forever.
Amen.

TERM III

Item: *Song about forgiveness*

I have made you too small in my eyes
Oh Lord, forgive me
And I have believed in a lie
That you are unable to help me
But now, oh Lord, I see my wrong
Heal my heart and show yourself strong
And in my heart and within myself
Oh Lord be magnified

Be magnified Oh Lord
You are highly exalted
And there is nothing you can't do
Oh Lord my eyes are on you
Be magnified
Oh Lord, be magnified

Item: Song

There was a lady in those days
She was called Mary
She was to have a baby son and call Him Jesus.

Chorus: The Angel of the Lord
Brought her Good News
That she will have a son
And call Him Jesus
Oh mama, mama, mama
Mary, we wish you joy!

Item: Song

Christmas song
We wish you a Merry Christmas x3
And a Happy New Year

La la la la la la x3

Item: Song

Joy to the world the Lord is come
Let earth receive her king
Let every heart, prepare him room
And heaven and nature sing x2
And heaven and heaven and nature sing.

Item: Song

Baby Jesus x2
I love you x2
You are my saviour x2
Everydayx2

PHYSICAL EDUCATION

TERM I

Item: Rhyme

Bounce the ball
Bounce the ball
Bounce the ball high;
Bounce the ball,
Bounce the ball
Let the ball die

Item: Rhyme

Blow the whistle
Blow the whistle
Blow – blow – blow

Blow it hard
Blow it loud
Blow – blow – blow

Item: Rhyme

Walking quietly
Tippy, tippy tiptoe,
Let us go
Tippy tippy tiptoe
To and fro

Tippy tippy tiptoe
Through the house
Tippy tippy tiptoe
Soft as any mouse

Item: Rhyme

I like to skip
I like to skip
I like to run about
I like to play
I like to sing
I like to laugh and shout

Item: Song

Skip x3 my love
Skip x3 my love
Skip my love, my darling

Going to school
Two by two
Going in the field
Two by two
My darling

Jump x3 my love

Jump x3 my love
Jump x3 my love, my darling
Jumping around
Two by two
Jumping around
Two by two
Two by two
My darling

Run x3 my love
Run x3 my love
Run x3 my love, my darling
Running round
Two by two
Two by two my darling

Hop x3 my love...
Clap x3 my love...
Squat x3 my love ...
Bend x3 my love...

Item: Song

Jump x2 everybody jump
On the holy morning day...
This is how the children jump
On the holy morning day

Hop x2 everybody hop...
Stamp x2 everybody stamp...
Run x2 everybody run...
Pick x2 everybody pick...

Item: Rhyme

I walk on my toes
I walk on my toes
Where I am going to
Nobody knows

Nobody knows
But all the way
I will walk on my toes
The whole of the day

Item: Rhyme

I'm running away
I'm running away
I'm running away from here!

Item: Rhyme

We go! We go!
We go! We go!
We run! We run!
We clap! We clap!...

Item: Rhyme

Do this
Do this! Yes!
Do this! Yes!
(Children do every action the teacher does)

Item: Rhyme

Apart together
Apart together
Apart together apart together
One, two, three.....

Item: Rhyme

Shoulders up
Shoulders up
Shoulders sideways
Shoulders forward
And shoulders down

Item: Rhyme

And now I'll run back
And now I'll run forward
As fast as I can come!

Item: Song

Forward/backward
Forward bend bend
Backward bend bend
Side and side bend bend children (bend x2)
(Use names .e.g. Anna here bend bend...)

Item: Song

This is the way (we run around) x2
So early in the morning

This is the way (we clap around) x3
So early in the morning

This is the way (we jump around) x3
So early in the morning

This is the way (we hop around) x3
So early in the morning

Item: Rhyme

Run! Run! Run!
Away from the class
And into the sun
Out to the play area
Run! Run! Run!
Run in the ...

Item: Song

I am awake alert
Alive
Enthusiastic
I am awake alert
Alive enthusiastic x3
I am awake alert alive x3
Enthusiastic
(Note: Children sing using body parts making an "S")

Item: Rhyme

Running
Run – run
Oh! What fun!
Out of doors
In the sun
Run – run – run

Item: Rhyme

Up you go
Ever so high
Jump with care
Or you will touch the sky

Item: Song

Red is the best colour
I've ever seen X3
Oh! Oh!
I've ever seen! X3

Yellow is the best colour
I've ever seen X3
Oh! Oh!
I've ever seen! X3

Green is the best colour X3
I've ever seen X3
Oh! Oh!
I've ever seen! X3

Oh!...
Oh!...
I've ever seen!

(sing colours of your school sports uniform in turns).